



LOCKERS ASSORTIMENT 2022

 **Screwdriving technology**

 **Workspace Organisation**

 **Safety & Ergonomics**



Your Assembly Workspace Partner

Locker and cloakroom furniture

Lockers	20
Overview of all locker series	22
C+P corrosion protection guarantee	24
Overview of locking systems	26
S 2000 Classic	28
S 3000 Evolo	52
S 6000 Cambio	86
S 7000 Prefino	108
Labeling and orientation	132
Locking systems/coin-operated locks	134
School and box lockers	136
Which series is right for which location?	138
S 4000 Intro box lockers	140
Box lockers for schools and child care facilities	146
S 5000 Resisto box lockers	152
Locking systems/coin-operated locks	161
Benches with coat rack	166
Basic benches and benches with coat rack	168
HPL benches	172
Vitas benches	173
Wall-mounted and free-standing wardrobes	174
Open wardrobes and box lockers	175
Industry and specialist solutions	184
S 2000 Classic Z lockers	186
S 3000 Evolo fire service lockers	188
S 3000 Evolo fire service wardrobes	194
S 3000 Evolo laundry-collecting and dispensing lockers	196
Laptop lockers S 3000 Evolo	197
Space-saving and safe deposit box lockers	198



Innovative strength and new ideas

One example from many:

The new Ergo-Lock 4.0 Making a good solution even better!



Outstanding operating safety, wear resistance, and an attractive appearance have always characterized the patent-pending "Ergo-Lock" grip lock from C+P. The **"simply push shut to close"** feature in particular has already made the work of hundreds of thousands of users easier. But that wasn't enough for us.

We're going one better with the new **Ergo-Lock 4.0!**

The new Ergo-Lock 4.0 offers:

- **An even higher-quality appearance – current and contemporary**
Fits in with any room and gives your cabinet a distinctive look.
- **"Simply push shut to close" mechanism (patent-pending)**
Only with a C+P solution can you still close the cabinet when your hands are full.
- **Removable core cylinder, subsequent replacement, simultaneous locking – everything is possible!**
Remain open to future change and safeguard the security of your investment.
- **Matching locking systems with PIN codes or matching-lock transponders**
Depending on your security requirements, you can opt for PIN codes or transponders with the same design instead of keys. As a complete, electronic offline lock, the Ergo-Lock 4.0 offers full state-of-the-art features.

Key advantage:

Our new **Ergo-Lock 4.0** is compatible with the installation opening of the predecessor model used since 2013. You can therefore upgrade your existing cabinet to the new **Ergo-Lock 4.0** even at a later stage!



Video at:
www.cp.de/ergo-lock

Whether you use it as a key lock or with PIN codes or transponders – the Ergo-Lock 4.0 product range offers the right system to suit every requirement.






Opt for security and access control to suit your particular needs:



Mechanical locking system

- 2 keys per lock
- Standard design for all Acurado hinged-door cabinets and almost all hinged-door tool cabinets
- Frame in black as standard
- Silver frame available for an additional charge



PIN code lock

- Motor locking bolt
- 4 digits
- 4 to 8-digit codes possible
- Visual functional feedback (green / red)
- Main key code
- Range of application from +5 to +40°C
- Battery suitable for 30,000 openings or approx. 3 years
- Available from the middle of 2019
- Silver frame as standard



Transponder lock

- Motor locking bolt
- MIFARE® DESFire® transponder model
- Can be integrated in existing access control systems
- USB programming interface
- Visual functional feedback (green / red)
- Master code transponder card
- Management software optionally available
- Range of application from +5 to +40°C
- Battery suitable for 30,000 openings or approx. 3 years
- Available from the middle of 2019
- Silver frame as standard

Made of steel – naturally!

No other material has as many positive properties as steel. At C+P, we exploit every one of those properties and use steel whenever design, stability and long-term value are required. We also like to combine it with other materials, because a “steel backbone” provides the ideal basis for such blends.

We have several decades’ experience in furnishing with steel. Make the most of that competitive edge!



Steel – a green material

Steel recycling plays an important part in relieving the burden on resources, because it can always be melted down again without any loss of quality. In Germany, almost half of all steel is produced from this “secondary raw material”. That cuts down the energy needs in production – also considerably reducing CO₂ emissions. And, to stay on this topic a moment longer: energy consumption and emissions are lower during transportation because steel furniture is lighter than furniture made of wood. Steel represents an ideal combination of ecology, stability and design.





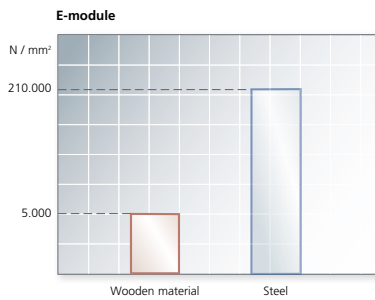
Arguments for steel

- Steel permits top-class design solutions
- Steel is robust and durable
- Steel is versatile
- Steel offers unlimited color possibilities
- Steel is easy to care for and hygienic
- Steel can be combined excellently with other materials
- Steel furniture provides practical fire protection
- Steel furniture has a long service life and can withstand an unlimited number of relocations

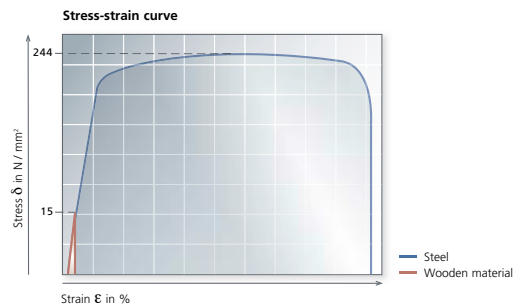
Play safe: choose steel furniture from the market leader, C+P!



The advantages of this incomparable material are also scientifically proven:



The "elasticity module" defines the ratio of the force required to cause a distortion and the distortion it causes. In other words: how much force must I apply to stretch a material? The diagram shows that steel is unbeatable as a material in terms of stability and elasticity.



The stress-strain curve describes how easily a material can be distorted and when the material will fail, i.e. break. You can see that, in comparison to wood, steel is very difficult to distort, can withstand extremely strong forces and also provides a certain safety scope even in the critical range thanks to its plastic behavior.

Locker and cloakroom furniture

In Europe, C+P is the market leader for changing room systems and lockers on steel basis. Let us know what your furnishing needs are – C+P has the right solution for any application!

With innovative ideas, such as the modern ventilation concepts and trendsetting locking systems, C+P repeatedly sets new standards.



**Lockers
S 2000
Classic**..... 28




**Lockers
S 3000
Evolò** 52



**Lockers
S 6000
Cambio**..... 86



**Lockers
S 7000
Prefino** 108





Assembled box lockers
S 4000 Intro /
S 5000 Resisto 136




Benches with
coat racks Basic,
HPL and Vitas 166



Wall-mounted and free-standing
wardrobes, open wardrobes, and
assembled box lockers 174



Industry-specific
and custom
solutions 184



Versatile and practical

S 2000 series CLASSIC



The timeless basic range – complete and competent

28

- Sturdy steel construction with high-quality enamel coating, many locker variants
- 2 compartment widths, 5 different box heights
- Sub-frame alternatively with feet, base, or bench
- Fronts made of steel
- Ventilation via CVL (Classic Ventilation Concept)
- Practical interior fittings
- Box lockers also available with doors made of acrylic glass

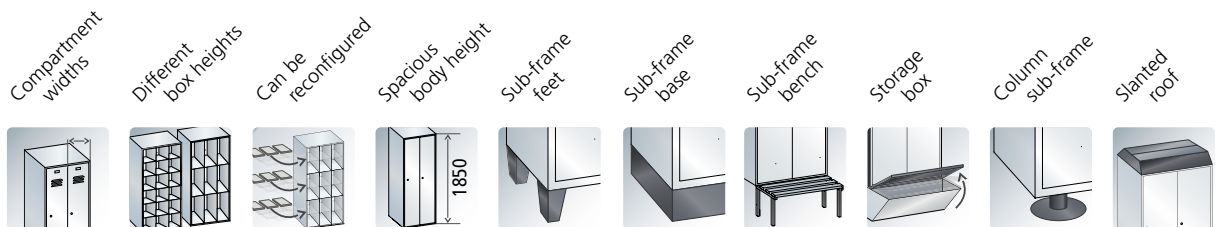
S 3000 series EVOLO



The evolution of a classic – with great advantages

52

- Sturdy steel construction with high-quality enamel coating, many locker variants
- 2 compartment widths, 5 different box heights
- Sub-frame alternatively with feet, base, spacious storage box, or bench
- Fronts made of steel or MDF/phenolic HPL with wood decor for an even more attractive appearance
- Improved ventilation thanks to EVL (Evolvo Ventilation Concept)
- Practical interior fittings + luxury fittings on the door
- Great advantages such as warp resistant doors for improved anti-burglary protection, optional numbering, exchangeable fronts, and much more! (see from page 54)



	Compartment widths	Different box heights	Can be reconfigured	Spacious body height	Sub-frame feet	Sub-frame base	Sub-frame bench	Storage box	Column sub-frame	Slanted roof
S 2000 Classic	300/400	●	-	-	●	●	●	-	-	-
S 3000 Evolo	300/400	●	-	-	●	●	●	●	-	-
S 6000 Cambio	300/400	●	-	●	●	●	●	●	●	-
S 7000 Prefino	300/400	●	●	●	●	●	●	●	●	●

S 6000 series CAMBIO

S 7000 series PREFINO



Excellence in technology and design – for high demands

86

For Cambio and Prefino

- Sturdy steel construction with high-quality enamel coating, many locker variants
- 2 compartment widths, 6 different box heights
- Sub-frame alternatively with feet, base, spacious storage box, or bench
- Optimum ventilation, alternatively through SVL (self ventilation), FVL (forced ventilation), or FVLD concept (forced ventilation with dryer)

- Fronts made of steel or phenolic HPL with wood decor for an even more attractive appearance
- Practical interior fittings, luxury fittings on the door + additional fittings
- Further great advantages such as double-walled doors with body sound absorption for optimum stability, design, and sound behavior and much more! (see from page 88)

A highlight - for maximum requirements

108

Also for Prefino

- Spacious body height of 1850 mm (1950 mm incl. feet or base), for example for storing longer pieces of clothing more comfortably
- Compartment heights can also be changed later
- Fronts made of steel, phenolic HPL with wood decor, or enameled glass for an even more attractive appearance
- Other significant benefits, such as smooth internal walls or appealing panels and many more! (see from page 110)

Steel fronts	Wood decor fronts	Glass fronts enameled	Self-ventilation	Forced ventilation	Standard fittings	Luxury fittings	Additional fittings	Smooth internal walls	Locking variants	Safety turning bolts
●	-	-	CVL	-	●	-	-	-	●	-
●	MDF/ phenolic HPL	-	EVL	-	●	-	-	-	●	●
●	phenolic HPL	-	SVL	FVL	●	●	●	-	●	●
● sound absorption	phenolicHPL	●	SVL	FVL	●	●	●	●	●	●

Leading in corrosion protection and quality assurance.

C+P products have been known for their high quality standard for many years. This excellent reputation is based on our commitment to do everything in our power to combine professional workmanship and quality. To us, attention to detail is just as important as a well coordinated product range.

Continual tests and test series are required in order to maintain and improve our quality standard. In our own laboratory and the attached testing chamber, for example, we test not only product details, (common practice even in the automotive industry because of the costly procedure), but also the complete product. The latest scientific testing methods are applied in these processes.

An important criterion requiring constant monitoring is surface and corrosion protection, particularly in the case of our steel lockers.

At C+P, you can select the suitable corrosion protection class for your field of application: As one of the first suppliers worldwide, C+P presents its own company standard with corrosion protection classes. This is based on decades of experience and practical, scientific tests. Take advantage of the technological lead and the competence of a leading manufacturer of changing room and cloakroom solutions! The following tables provide you with an overview.



Physical testing laboratory at C+P

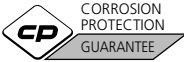

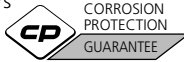
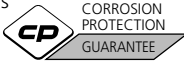


Testing FE phosphating of our pretreatment plant



Adhesion test: assessing the adhesion of coatings to any underground

Corrosion protection classes according to C+P company standard

Corrosion protection classes	Class I Dry walls	Class II Damp areas	Class III Wet areas	Class IV Extreme areas
	Furniture to be set up in dry rooms with average ventilation*	Furniture for rooms with increased humidity	Furniture for wet areas with very high humidity, e.g. swimming pools	Furniture for extreme climatic conditions, such as salt water spas, slaughterhouses, etc.
Design	Sheet steel	Sheet steel electrolytically galvanized and coated	Special aluminum sheet, depending on specific object and quantities	Stainless steel 1.4301 brushed
Coating	High quality enamel coating	High quality enamel coating	High quality enamel coating	-
Approved cleaning agents	see "Recommended cleaning agents" on right	see "Recommended cleaning agents" on right	see "Recommended cleaning agents" on right	see "Recommended cleaning agents" on right
Guarantee	5 years 	5 years 	10 years 	15 years 
Additional charges	no additional charge, C+P standard	see page 48 and 81	depending on the project	stainless steel lockers on request

* When using the lockers in public areas, in which the increased use of road salt is to be expected during the winter months, we recommend using the electrolytically zinc-plated sheet steel and shoe trays.

The classifications apply to all corrosion protection classes only when the surface is undamaged.

Note: You can find corrosion-protected locks for wet areas on page 50/51 (Order no. 0008-72, with brass key).



The following test methods are used regularly at the C+P testing laboratory

DIN 50021	Salt spray test with subsequent testing according to DIN 53167
DIN 50017	Condensation test with subsequent testing according to DIN 53209
DIN 53151	Cross-cut adhesion test
DIN 67530	Evaluation of gloss
DIN 53153	Buchholz indentation resistance test
DIN 5033	Colorimetry



Salt spraying chamber with two lockers which are being tested as a complete product according to DIN 50021 at C+P.

Recommended cleaning agents for coated surfaces

Listed below are several recommendations from our suppliers for coating material:

- If possible, please use clean water, possibly adding low amounts of neutral or very slightly alkaline cleaning agents. A mechanical cleaning effect can be achieved with the aid of soft, non-abrasive cloths or rags.
- Do not use any steam jet cleaners.
- Do not use any scratching or grinding agents (abrasive cleaning).
- Do not use any organic solvents containing esters, ketones, alcohols, aromatic compounds, glycol ethers, halogenated hydrocarbons or the like.
- Do not use any cleaning agents of unknown composition.

Important:

Rinse off all cleaning agents with clean cold water immediately.

Which locking system for which application?

All-purpose locking systems? Those are a thing of the past. C+P locking system solutions are as versatile as today's applications. For orientation purposes, this double page includes an overview over the most important options. We will gladly provide consultations regarding your specific needs.

Mechanical locking systems



Turning bolt latch for padlock



Safety turning bolt latch for padlock




Cylinder lock up to 1000 different key numbers



Cylinder lock up to 6,000 different key numbers

	Turning bolt latch for padlock	Safety turning bolt latch for padlock	Cylinder lock up to 1000 different key numbers	Cylinder lock up to 6,000 different key numbers
Safety	★	★★★	★★	★★★
Comfort	★	★★	★★★	★★★
S 2000 Classic	✓	●	●	○
S 3000 Evolo	-	✓	●	●
S 4000 Intro	-	●	✓	●
S 5000 Resisto	-	●	✓	●
S 6000 Cambio	-	●	✓	●
S 7000 Prefino	-	●	✓	●

Electronic locking systems



Offline PIN code lock



Offline PIN or RFID lock

	Offline PIN code lock	Offline PIN or RFID lock
Safety	★★★	★★★★
Comfort	★★★★	★★★★
S 2000 Classic	○	○
S 3000 Evolo	○	○
S 4000 Intro	●	●
S 5000 Resisto	●	●
S 6000 Cambio	●	●
S 7000 Prefino	●	●

Locking systems for steel lockers

✓ standard - not available ● optimally suited ◐ suited to some extent ○ less suited



Cylinder lock up to 10,000 key numbers as dimple locks



Cylinder lock with master key system (with/without security certificate)



Coin-operated lock as a deposit or token-operated lock



Ticket-operated lock

Safety	★★★★	★★★★ / ★★	★★★	★★★
Comfort	★★★	★★★	★★★	★★★★★
S 2000 Classic	○	●	●	●
S 3000 Evolo	◐	●	●	●
S 4000 Intro	●	●	●	●
S 5000 Resisto	●	●	●	●
S 6000 Cambio	●	●	●	●
S 7000 Prefino	●	●	●	●



Online locking system with central info terminal, with PIN or transponder/data carrier



Online locking system with central control unit, with PIN or transponder/data carrier



Safety	★★★★	★★★★	★★★★	★★★★
Comfort	★★★★	★★★★	★★★★	★★★★
S 2000 Classic	○	○	○	○
S 3000 Evolo	◐	◐	◐	◐
S 4000 Intro	●	●	●	●
S 5000 Resisto	●	●	●	●
S 6000 Cambio	●	●	●	●
S 7000 Prefino	●	●	●	●

The classic locker: S 2000 CLASSIC



The Classic ventilation concept:

works perfectly even in this locker variant due to the recessed base – and provides much better ventilation than required by the DIN 4547 standard !



The ventilation openings in the back of the locker base ensure optimum air circulation and drying in the compartment (see diagram). In lockers with bases, ventilation is ensured via openings above the recessed base.



For additional furnishing examples from a market leader, please see the Classic product series brochures or our website at www.cp.de/classic



The timeless basic range.



Turning bolt latch:
for padlocks with a bolt size of 4.5 to 6.5 mm



Cylinder lock:
with two keys, also available as a master key system.



SAFE-O-MAT lock:
as a deposit or token-operated lock with twin coin function.



Sturdy steel construction:
Doors hinged on the right, mounted on fulcrum pins with center reinforcement for high stability, vent slots, and stamped-in label holder.

Lockers



Lockers 30



Multipurpose lockers 38



Double-tier lockers 40



Assembled box lockers 42



Attachable storage shelf and sturdy wardrobe rail made of oval profile: with 3 twist-proof sliding hooks for each compartment.



Bottom of compartment can be swept out smoothly: (models 8030 and 8040 with cleaning openings).



Locker feet made of plastic: increased protection against corrosion of the locker!



Height adjustment of the locker feet: optional, see page 49.

S 2000 CLASSIC

The S 2000 Classic series offers:

- Sturdy steel construction with high-quality enamel coating
- 2 compartment widths, 5 different box heights
- Sub-frame alternatively with feet, base, or bench
- Ventilation via CVL (Classic Ventilation Concept)
- Doors hinged on the right, mounted on fulcrum pins with center reinforcement for high stability, vent slots, and stamped-in label holder
- Standard doorstop silencer
- Interior is easy to clean because compartment bottom can be swept out smoothly (Models 8030 and 8040 with cleaning openings)
- Attachable storage shelf and sturdy wardrobe rail made of oval profile with 3 twist-proof sliding hooks for each compartment
- Turning bolt latch for padlock as practical basic fitting
- **Locker feet (e.g. in model 8010) made of plastic = improved protection of the locker against corrosion!**
- Feet in light gray with body color RAL 7035, black finish with all other body colors
- Benches with adjustable floor gliders for easy level adjustment (10 mm)



Sub-frame with feet



Sub-frame with base



Sub-frame with bench



Steel fronts



CVL self-ventilation

Lockers with feet

on feet 150 mm high, depth 500 mm.
Clear opening dimensions per door:
1600 x 230/330 x 465 (H x W x D)



1. Dimensions and design



	320	420	610	810
Width	320	420	610	810
Height	1850	1850	1850	1850
Compartments	1 x 300	1 x 400	2 x 300	2 x 400
CSC	2	3	4	5
Order no.	8010-10	8010-12	8010-20	8010-22
Price				

Lockers with base

on base 100 mm high, depth 500 mm.
Clear opening dimensions per door:
1600 x 230/330 x 465 (H x W x D)



1. Dimensions and design



	320	420	610	810
Width	320	420	610	810
Height	1800	1800	1800	1800
Compartments	1 x 300	1 x 400	2 x 300	2 x 400
CSC	2	3	4	5
Order no.	8020-10	8020-12	8020-20	8020-22
Price				

2. Body and door color



Please select (see end of catalog for color overview)

Lockers



Order no.
8020-40 (with base)



C+P double coat hooks:
Oval special changing room rail with twist-proof double sliding hooks. Can support a large load and is very easy to use.

Order no. 8010-20 (with feet)



1.

900	1200	1190	1590	1480
1850	1850	1850	1850	1850
3 x 300	3 x 400	4 x 300	4 x 400	5 x 300
5	6	6	8	8
8010-30	8010-32	8010-40	8010-42	8010-50



1.

900	1200	1190	1590	1480
1800	1800	1800	1800	1800
3 x 300	3 x 400	4 x 300	4 x 400	5 x 300
5	6	6	8	8
8020-30	8020-32	8020-40	8020-42	8020-50

+ Accessories

Additional fittings, locks 48 - 51

S 2000 CLASSIC

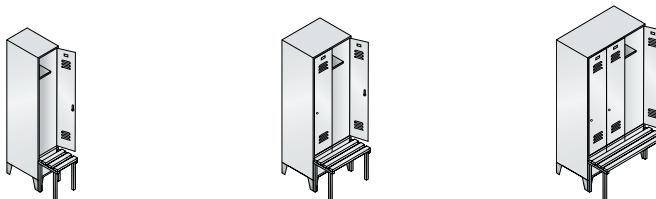
Lockers with bench

Bench slats for models 8030, 8040 and 8050 made of hard beechwood as standard, approx. 60 x 35 mm in side-face, planed on all sides, rounded at the top, finished with clear varnish, with natural color differences. Plastic Bench slats are available at no additional charge. Standard color of the bench bases: Black gray RAL 7021. Locker and bench are delivered separately for easy DIY assembly.

Bench height: 420 mm
Bench depth: 315 mm
Locker depth: 500/815 mm

Lockers with bench in front

on feet 150 mm high with doors reduced in size, depth 500 mm. Clear opening dimensions per door: 1315 x 230/330 x 465 (H x W x D)



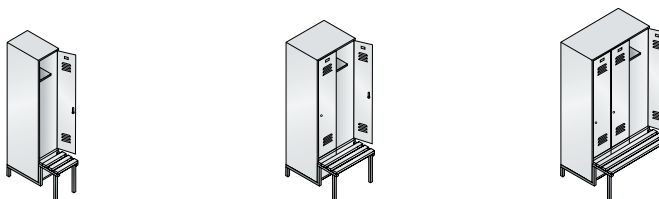
1. Dimensions and design



Width	320	420	610	810	900	1200
Height	1850	1850	1850	1850	1850	1850
Compartments	1 x 300	1 x 400	2 x 300	2 x 400	3 x 300	3 x 400
CSC	2	3	4	5	5	6
Order no.	8030-10	8030-12	8030-20	8030-22	8030-30	8030-32
Price						

Lockers with lowered bench underframe

with doors reduced in size, depth 500 mm. Clear opening dimensions per door: 1315 x 230/330 x 465 (H x W x D)



1. Dimensions and design



Width	320	420	610	810	900	1200
Height	1850	1850	1850	1850	1850	1850
Compartments	1 x 300	1 x 400	2 x 300	2 x 400	3 x 300	3 x 400
CSC	2	3	4	5	5	6
Order no.	8040-10	8040-12	8040-20	8040-22	8040-30	8040-32
Price						

Lockers with bench underneath

depth 500 mm. Clear opening dimensions per door: 1600 x 230/330 x 465 (H x W x D)



1. Dimensions and design



Width	320	420	610	810	900	1200
Height	2090	2090	2090	2090	2090	2090
Compartments	1 x 300	1 x 400	2 x 300	2 x 400	3 x 300	3 x 400
CSC	2	3	4	5	5	6
Order no.	8050-10	8050-12	8050-20	8050-22	8050-30	8050-32
Price						

2. Body and door color

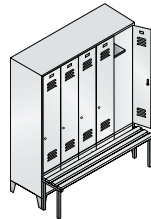


Please select (see end of catalog for color overview) 487

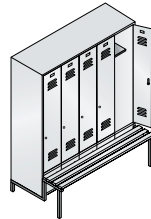
+ Shoe rack

for models 8030, 8050 49

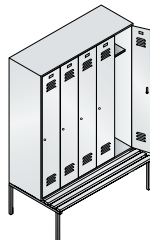
+ Bench slats made of plastic	Light gray	Blue gray	Black gray
+ Order no.	+ 8000-7035	+ 8000-7031	+ 8000-7021
+ Addtl. charge			



1.	1190	1590	1480
	1850	1850	1850
	4 x 300	4 x 400	5 x 300
	6	8	8
	8030-40	8030-42	8030-50



1.	1190	1590	1480
	1850	1850	1850
	4 x 300	4 x 400	5 x 300
	6	8	8
	8040-40	8040-42	8040-50



1.	1190	1590	1480
	2090	2090	2090
	4 x 300	4 x 400	5 x 300
	6	8	8
	8050-40	8050-42	8050-50



Order no. 8030-30



Order no. 8040-40



Order no. 8050-40
+ 8000-7035 (plastic bench slats light gray)
+ 4 x 8050-7010 (shoe rack, addtl. charge)

+ Accessories	Additional fittings, locks	48	-	51
----------------------	----------------------------------	----	---	----

S 2000 CLASSIC

Lockers with pairs of doors closing in the middle

for joint lock of two compartments to be used by one person, for example for storing **street clothes and work clothing**. Bench slats for models 8032, 8042 and 8052 made of hard beechwood as standard, approx. 60 x 35 mm in side-face, planed on all sides, rounded at the top, finished with clear varnish, with natural color differences. Plastic bench slats are available at no additional charge. Standard color of the bench underframes: Black gray RAL 7021.

Locker and bench are delivered separately for easy DIY assembly.

For general description of the lockers see page 30.

Lockers with benches

Bench height: 420 mm

Bench depth: 315 mm

Locker depth: 500/815 mm



Order no. 8022-22
+ 8001-303 (doors smooth)

Lockers with feet

on feet 150 mm high, depth 500 mm.
Clear opening dimensions per door:
1600 x 230/330 x 465 mm (H x W x D)



1. Dimensions and design



	610	810	1190	1590
Width	610	810	1190	1590
Height	1850	1850	1850	1850
Compartments	2 x 300	2 x 400	4 x 300	4 x 400
for no. of persons	1	1	2	2
CSC	4	5	6	8
Order no.	8012-20	8012-22	8012-40	8012-42
Price				

Lockers with base

on base 100 mm high, depth 500 mm.
Clear opening dimensions per door:
1600 x 230/330 x 465 mm (H x W x D)



1. Dimensions and design



	610	810	1190	1590
Width	610	810	1190	1590
Height	1800	1800	1800	1800
Compartments	2 x 300	2 x 400	4 x 300	4 x 400
for no. of persons	1	1	2	2
CSC	4	5	6	8
Order no.	8022-20	8022-22	8022-40	8022-42
Price				

2. Body and door color



Please select (see end of catalog for color overview) 487

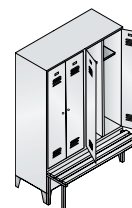


Order no. 8052-40 + 8000-7035
(plastic bench slats light gray)

+ Bench slats made of plastic	Light gray	Blue gray	Black gray
+ Order no.	+ 8000-7035	+ 8000-7031	+ 8000-7021
+ Addtl. charge			

Lockers with bench in front

on feet 150 mm high, with doors reduced in size, depth 500 mm.
Clear opening dimensions per door:
1315 x 230/330 x 465 (H x W x D)



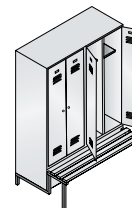
1. Dimensions and design

	610	810	1190	1590
Width	610	810	1190	1590
Height	1850	1850	1850	1850
Compartments	2 x 300	2 x 400	4 x 300	4 x 400
for no. of persons	1	1	2	2
CSC	4	5	6	8
Order no.	8032-20	8032-22	8032-40	8032-42
Price				



Lockers with lowered bench underframe

with doors reduced in size, depth 500 mm.
Clear opening dimensions per door:
1315 x 230/330 x 465 (H x W x D)



1. Dimensions and design

	610	810	1190	1590
Width	610	810	1190	1590
Height	1850	1850	1850	1850
Compartments	2 x 300	2 x 400	4 x 300	4 x 400
for no. of persons	1	1	2	2
CSC	4	5	6	8
Order no.	8042-20	8042-22	8042-40	8042-42
Price				



Lockers with bench underneath

depth 500 mm.
Clear opening dimensions per door:
1600 x 230/330 x 465 (H x W x D)



1. Dimensions and design

	610	810	1190	1590
Width	610	810	1190	1590
Height	2090	2090	2090	2090
Compartments	2 x 300	2 x 400	4 x 300	4 x 400
for no. of persons	1	1	2	2
CSC	4	5	6	8
Order no.	8052-20	8052-22	8052-40	8052-42
Price				



+ Accessories
Additional fittings, locks 48 - 51

+ Shoe rack
for models 8032, 8052 49

S 2000 CLASSIC

Lockers with one door over two compartments

to be used by one person, for example for storing **street clothes and work clothing**. Bench slats for models 8250 made of hard beechwood as standard, approx. 60 x 35 mm in side-face, planed on all sides, rounded at the top, finished with clear varnish, with natural color differences. Plastic bench slats are available at no additional charge. Standard color of the bench underframes: Black gray RAL 7021.

Locker and bench are delivered separately for easy DIY assembly.
For general description of the lockers see page 30.

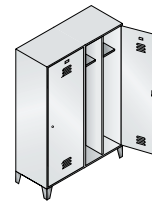
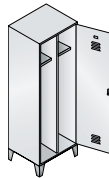
Lockers with benches
Bench height: 420 mm
Bench depth: 315 mm
Locker depth: 500/815 mm



Order no. 8210-40

Lockers with feet

on feet 150 mm high, depth 500 mm.
Clear opening dimensions per door:
1600 x 230 x 465 mm (H x W x D)



1. Dimensions and design



	610	1190
Width	610	1190
Height	1850	1850
Compartments	2 x 300	4 x 300
for no. of persons	1	2
CSC	4	6
Order no.	8210-20	8210-40
Price		

2. Body and door color

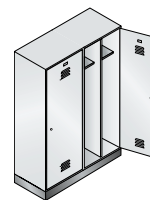
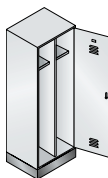


Please select (see end of catalog for color overview) 487



Lockers with base

on base 100 mm high, depth 500 mm.
Clear opening dimensions per door:
1600 x 230 x 465 mm (H x W x D)



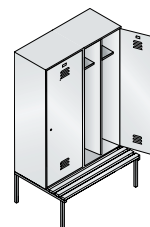
1. Dimensions and design



Width	610	1190
Height	1800	1800
Compartments	2 x 300	4 x 300
for no. of persons	1	2
CSC	4	6
Order no.	8220-20	8220-40
Price		

Lockers with bench underneath

depth 500 mm.
Clear opening dimensions per door:
1600 x 230 x 465 (H x W x D)



1. Dimensions and design



Width	610	1190
Height	2090	2090
Compartments	2 x 300	4 x 300
for no. of persons	1	2
CSC	4	6
Order no.	8250-20	8250-40
Price		

+ Bench slats made of plastic	Light gray	Blue gray	Black gray
	+ Order no. + 8000-7035	+ 8000-7031	+ 8000-7021
+ Addtl. charge			

+ Accessories	
Additional fittings, locks	48 - 51

+ Shoe rack	
for models 8250	49



Order no. 8250-40



S 2000 CLASSIC

Laundry lockers and cleaning cabinets

Doors closing in the middle with a joint turning bolt latch for padlock, shelves not height adjustable.
For general description of the lockers see page 30.



+ Doors smooth for all S 2000 Classic locker models without louvers, without label holder, very easy to clean



Design	smooth
+ Order no.	+ 8001-303
+ Addtl. charge	

Order no. 8160-20, 8120-00, 8222-20B

Lockers with feet

on feet 150 mm high, depth 500 mm

1. Dimensions and design

	610	810	610	810
Width	610	810	610	810
Height	1850	1850	1850	1850
Compartments	2 x 300	2 x 400	2 x 300	2 x 400
Description	Laundry lockers 4 shelves on the left, storage shelf on the right with sturdy wardrobe rail made of oval profile and 3 twist-proof sliding hooks		Cleaning equipment cabinet 4 compartments to the left of the shortened partition, sturdy rod made of oval profile on the right with 6 twist-proof sliding hooks	
CSC	4	5	4	5
Order no.	8060-20	8060-22	8110-00	8110-02
Price				



Lockers with base

on base 100 mm high, depth 1850 mm

1. Dimensions and design

	610	810	610	810
Width	610	810	610	810
Height	1800	1800	1800	1800
Compartments	2 x 300	2 x 400	2 x 300	2 x 400
Description	see above		see above	
CSC	4	5	4	5
Order no.	8160-20	8160-22	8120-00	8120-02
Price				



2. Body and door color



Please select (see end of catalog for color overview) 487

Multi-purpose lockers

Laundry and storage lockers

Doors with turning bolt latch, shelves not height adjustable.
For general description of the lockers see page 30.



Order no. 8020-20B

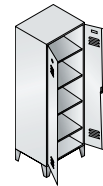
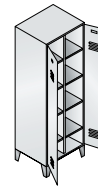
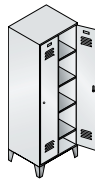


Order no. 8022-20B



Lockers with feet

on feet 150 mm high,
depth 500 mm



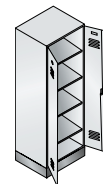
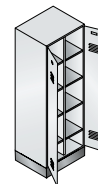
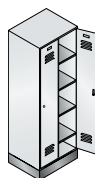
1. Dimensions and design

	610	810	610	810	610
Width	610	810	610	810	610
Height	1850	1850	1850	1850	1850
Compartments	2 x 300	2 x 400	2 x 300	2 x 400	1 x 600
Description	with individually lockable doors (both hinged right)		with doors closing in the middle (joint lock)		with doors closing in the middle , without partition, 4 full-width shelves (2-bolt latch)
CSC	4	5	4	5	4
Order no.	8010-20B	8010-22B	8012-20B	8012-22B	8212-20B
Price					



Lockers with base

on base 100 mm high,
depth 1850 mm



1. Dimensions and design

	610	810	610	810	610
Width	610	810	610	810	610
Height	1800	1800	1800	1800	1800
Compartments	2 x 300	2 x 400	2 x 300	2 x 400	1 x 600
Description	see above		see above		see above
CSC	4	5	4	5	4
Order no.	8020-20B	8020-22B	8022-20B	8022-22B	8222-20B
Price					



S 2000 CLASSIC

Double-tier lockers with turning bolt latch

Lockers, double-tier, 2 compartments on top of one another, 1 door per compartment, sturdy wardrobe rail made of oval profile and 3 twist-proof sliding hooks, doors at the top and bottom with easy-to-clean ventilation hole pattern, stamped-in label holder, and turning bolt latch for padlock.

For general description of the lockers see page 30.



Order no. 8310-20



Order no. 8320-30

Lockers with feet

on feet 150 mm high, depth 500 mm.
Clear opening dimensions per door:
786 x 230/330 x 465 mm (H x W x D)



1. Dimensions and design



	610	810	900	1200	1190	1590
Width	610	810	900	1200	1190	1590
Height	1850	1850	1850	1850	1850	1850
Compartments	2 x 300	2 x 400	3 x 300	3 x 400	4 x 300	4 x 400
CSC	4	5	5	6	6	8
Order no.	8310-20	8310-22	8310-30	8310-32	8310-40	8310-42
Price						

Lockers with base

on base 100 mm high, depth 500 mm.
Clear opening dimensions per door:
786 x 230/330 x 465 mm (H x W x D)



1. Dimensions and design



	610	810	900	1200	1190	1590
Width	610	810	900	1200	1190	1590
Height	1800	1800	1800	1800	1800	1800
Compartments	2 x 300	2 x 400	3 x 300	3 x 400	4 x 300	4 x 400
CSC	4	5	5	6	6	8
Order no.	8320-20	8320-22	8320-30	8320-32	8320-40	8320-42
Price						

2. Body and door color



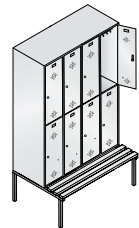
Please select (see end of catalog for color overview) 487

Double tier lockers



Lockers with bench underneath

bench height 420 mm, bench depth 315 mm,
locker depth 500/815 mm.
Clear opening dimensions per door:
786 x 230/330 x 465 mm (H x W x D)



1. Dimensions and design



	610	810	900	1200	1190	1590
Width	610	810	900	1200	1190	1590
Height	2090	2090	2090	2090	2090	2090
Compartments	2 x 300	2 x 400	3 x 300	3 x 400	4 x 300	4 x 400
CSC	4	5	5	6	6	8
Order no.	8350-20	8350-22	8350-30	8350-32	8350-40	8350-42
Price						

+ Bench slats made of plastic	Light gray	Blue gray	Black gray
	+ Order no.	+ 8000-7035	+ 8000-7031
+ Addtl. charge			

+ Accessories	
Additional fittings, locks	48 - 51

+ Shoe rack	
for models 8350	49



Order no. 8350-30
+ 0008-70
(cylinder lock)

S 2000 CLASSIC

Box lockers with steel doors

Doors single-walled smooth, without ventilation hole pattern and without label holders (if required please order additional plastic label holders, order no. 8500-15, page 49).

Compartment width of 400 mm also suitable for motorcycle helmets.

Every door with cylinder lock and 2 keys. The bottoms of the compartments are generally finished in the color of the body.

For general description of the lockers see page 30.

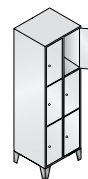
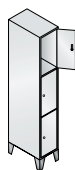
Attention: 3-bolt latch

(from page 50) not possible in all models.

For publicly accessible lockers, we recommend door opening limiters, see page 47.

Lockers with 3 tiers

on feet 150 mm high, depth 500 mm.
Clear opening dimensions per compartment:
510 x 230/330 x 465 mm (H x W x D)



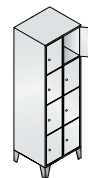
1. Dimensions and design



	320	420	610	810
Width	320	420	610	810
Height	1850	1850	1850	1850
Compartments	1 x 300	1 x 400	2 x 300	2 x 400
CSC	3	4	5	6
Order no.	8010-103	8010-123	8010-203	8010-223
Price				

Lockers with 4 tiers

on feet 150 mm high, depth 500 mm.
Clear opening dimensions per compartment:
375 x 230/330 x 465 mm (H x W x D)



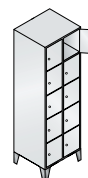
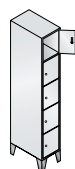
1. Dimensions and design



	320	420	610	810
Width	320	420	610	810
Height	1850	1850	1850	1850
Compartments	1 x 300	1 x 400	2 x 300	2 x 400
CSC	3	4	5	6
Order no.	8010-104	8010-124	8010-204	8010-224
Price				

Lockers with 5 tiers

on feet 150 mm high, depth 500 mm.
Clear opening dimensions per compartment:
295 x 230/330 x 465 mm (H x W x D)



1. Dimensions and design



	320	420	610	810
Width	320	420	610	810
Height	1850	1850	1850	1850
Compartments	1 x 300	1 x 400	2 x 300	2 x 400
CSC	4	5	6	7
Order no.	8010-105	8010-125	8010-205	8010-225
Price				

2. Body and door color



Please select (see end of catalog for color overview) 487

Box lockers

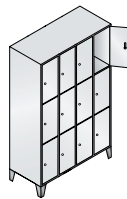
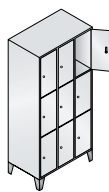
+ **Base**
instead of feet, design in body color,
100 mm base height, locker height 1800 mm



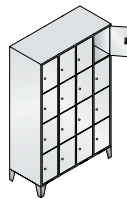
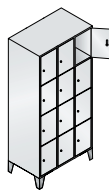
Width	320	420	610	810	900	1200	1190
+ Order no.	8020-...	8020-...	8020-...	8020-...	8020-...	8020-...	8020-...
+ Addtl. charge							



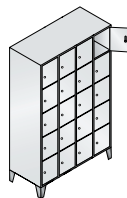
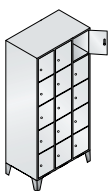
Order no. 8010-103



1.	900	1200	1190
	1850	1850	1850
	3 x 300	3 x 400	4 x 300
	6	7	7
	8010-303	8010-323	8010-403



1.	900	1200	1190
	1850	1850	1850
	3 x 300	3 x 400	4 x 300
	6	7	7
	8010-304	8010-324	8010-404



1.	900	1200	1190
	1850	1850	1850
	3 x 300	3 x 400	4 x 300
	7	8	8
	8010-305	8010-325	8010-405



Order no. 8010-404



Order no. 8020-305

Box lockers with steel doors and viewing windows made of acrylic glass

Doors single-walled smooth, without ventilation hole pattern and without label holders (if required please order additional plastic label holders, order no. 8500-15, page 49). Acrylic glass 3 mm thick, permanently glued inside.

Compartment width of 400 mm also suitable for motorcycle helmets.

Every door with cylinder lock and 2 keys. The bottoms of the compartments are generally finished in the color of the body.

For general description of the lockers see page 30.

Attention: 3-bolt latch

(from page 50) not possible in all models.

For publicly accessible lockers, we recommend door opening limiters, see page 47.

Lockers with 3 tiers

on feet 150 mm high, depth 500 mm.
Clear opening dimensions per compartment:
510 x 230/330 x 465 mm (H x W x D)



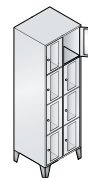
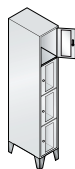
1. Dimensions and design



	320	420	610	810
Width	320	420	610	810
Height	1850	1850	1850	1850
Compartments	1 x 300	1 x 400	2 x 300	2 x 400
CSC	3	4	5	6
Order no.	8010A103	8010A123	8010A203	8010A223
Price				

Lockers with 4 tiers

on feet 150 mm high, depth 500 mm.
Clear opening dimensions per compartment:
375 x 230/330 x 465 mm (H x W x D)



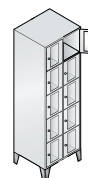
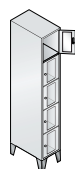
1. Dimensions and design




	320	420	610	810
Width	320	420	610	810
Height	1850	1850	1850	1850
Compartments	1 x 300	1 x 400	2 x 300	2 x 400
CSC	3	4	5	6
Order no.	8010A104	8010A124	8010A204	8010A224
Price				

Lockers with 5 tiers

on feet 150 mm high, depth 500 mm.
Clear opening dimensions per compartment:
295 x 230/330 x 465 mm (H x W x D)



1. Dimensions and design



	320	420	610	810
Width	320	420	610	810
Height	1850	1850	1850	1850
Compartments	1 x 300	1 x 400	2 x 300	2 x 400
CSC	4	5	6	7
Order no.	8010A105	8010A125	8010A205	8010A225
Price				

2. Body and door color



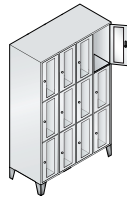
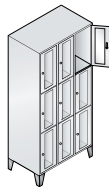
Please select (see end of catalog for color overview) 487

Box lockers with viewing windows

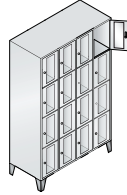
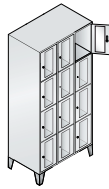
+ **Base**
instead of feet, design in body color,
100 mm base height, locker height 1800 mm



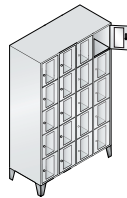
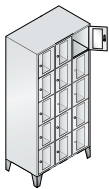
Width	320	420	610	810	900	1200	1190
+ Order no.	8020A...	8020A...	8020A...	8020A...	8020A...	8020A...	8020A...
+ Addtl. charge							



1.	900	1200	1190
	1850	1850	1850
	3 x 300	3 x 400	4 x 300
	6	7	7
	8010A303	8010A323	8010A403



1.	900	1200	1190
	1850	1850	1850
	3 x 300	3 x 400	4 x 300
	6	7	7
	8010A304	8010A324	8010A404



1.	900	1200	1190
	1850	1850	1850
	3 x 300	3 x 400	4 x 300
	7	8	8
	8010A305	8010A325	8010A405



Order no. 8010A103



Order no. 8020A404



Order no. 8010A305

Top lockers

The practical and space-saving solution for increased space requirements. Doors single-walled smooth, without ventilation hole pattern and without label holder (if required please order additional plastic label holders, order no. 8500-15, page 49).

Compartment width of 400 mm also suitable for motorcycle helmets.

Doors with turning bolt latches.



Order no. 8090-40
(top locker)

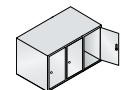


Order no. 8092-20
(top locker)

Top lockers

depth 500 mm.
Clear opening dimensions per door:
430 x 230/330 x 465 (H x W x D)

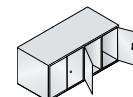
1. Dimensions and design



Width	320	420	610	810	900	1200
Height	500	500	500	500	500	500
Compartments	1 x 300	1 x 400	2 x 300	2 x 400	3 x 300	3 x 400
CSC	1	1	2	2	3	3
Order no.	8090-10	8090-12	8090-20	8090-22	8090-30	8090-32
Price						

Top lockers with doors closing in the middle

for joint lock of 2 compartments, depth 500 mm.
Clear opening dimensions per door:
430 x 230/330 x 465 mm (H x W x D)



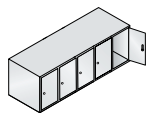
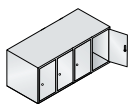
1. Dimensions and design

Width	610	810	1190	1590
Height	500	500	500	500
Compartments	2 x 300	2 x 400	4 x 300	4 x 400
CSC	2	2	4	4
Order no.	8092-20	8092-22	8092-40	8092-42
Price				

2. Body and door color



Please select (see end of catalog for color overview)



1.

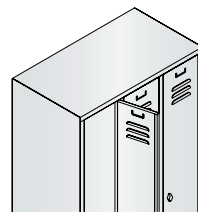
1190	1590	1480
500	500	500
4 x 300	4 x 400	5 x 300
4	4	4
8090-40	8090-42	8090-50

+ **Door opening limiter 90°**
Price per door



Design	90°
+ Order no.	+ 8505-02
+ Addtl. charge	

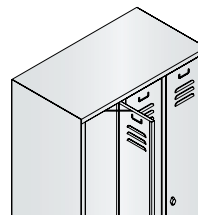
Without door opening limiter



110°

- + For specifically assigned compartments
- + More freedom of movement for users
- Forceful over-extension of the door by opening it too far is possible
- Damage to usable space of adjacent locker is possible

With door opening limiter 90°



90°

- + Recommended if lockers are frequently used by different persons
- + Prevents forceful over-extension of the door by opening it too far
- + No overlap with usable space of adjacent locker
- Less freedom of movement for users

S 2000 CLASSIC

The S 2000 Classic accessory range offers:

The difference lies in the details! C+P offers a multitude of practical additional fittings and upgrading components. For you this means:

- All requirements can be met for a customized result
- Lockers "made-to-measure" for the specific location
- All parts can be ordered separately (no additional charge packages, you only pay for what you need!)
- Many parts can also be retrofitted
- Excellent price-performance ratio thanks to C+P modular system

Order no. 8050-40 with additional fittings:

1 x 8000-7035 (plastic bench slats),
4 x 0008-70 (cylinder locks),
4 x 8001-323 (perforated panel doors),
1 x 8504-40 (slope top),
4 x 8502-06 (number plates) and
4 x 8000-21 (electrolytically zinc-plated design)



Bench slats made of plastic

Color	Light gray	Blue gray	Black gray
Order no.	8000-7035	8000-7031	8000-7021
+ Addtl. charge			

Additional fittings in the locker

Shoe tray
made of plastic, removable, with bottom spacers



Order no.
Price

4500-707

Wet room design*

see also page 24

electrolytically galvanized, enamel coated, compartment widths 300 and 400 mm, additional charge per compartment width


for lockers with	feet or base	bench
Order no.	8000-20.	8000-21.
+ Addtl. charge		

Slanted roof designs


Depth 500 mm

Locker with integrated slope*
Locker approx. 200 mm higher in the back, additional charge per compartment

Slope top
approx. 230 mm higher in the back for retroactive fitting



Locker with integrated slope*
Nothing can be forgotten on top of the locker



Slope top
Can be retrofitted later, prevents objects from being left on top



Compartment width for number of compartments	300/400	300/400	300/400	300/400	300/400	300
CSC	-	1	2	3	4	5
Order no.	8000-38	8504-10/12	8504-20/22	8504-30/32	8504-40/42	8504-50
+ Addtl. charge						

Partitions


below the storage shelf, additional charge per **compartment**

made of steel
in swivel design, cannot be retrofitted

made of steel
in fixed design, cannot be retrofitted

made of translucent plastic,
movable and swivel design, low-maintenance

made of blue linen material
movable and swivel design, with several pockets



Partition H x W	1000 x 460	1280 x 420	1210 x 300	1170 x 450
Order no.	0080-00	0090-00	4500-705	4500-706
+ Addtl. charge				

Accessories for lockers

Ventilation hole pattern*

stamped in the rear wall, additional charge per compartment



Order no.
+ Addtl. charge

Ventilation hole pattern in the compartment rear panel at the top and bottom



8500-171

4 ventilation hole patterns in the compartment rear panel



8500-174

Shoe rack

Additional charge per compartment

Compartment width
Order no.
+ Addtl. charge

for models with bench **built underneath**



300	400
8050-7010	8052-7010

for models with bench **in front***



8030-701	8032-701
----------	----------

Lockers without feet

Price reduction per locker

Order no.
+ Addtl. charge

approx. 1700 mm high

8055-00

Doors without label holder

Additional charge per door

Order no.
+ Addtl. charge

for all lockers from the S 2000 Classic series

8001-306

* cannot be retrofitted

Order no.
+ Addtl. charge

Additional fittings

Additional shelf
not height adjustable (installation height approx. 250 mm) cannot be retrofitted



Compartment width
Order no.
Price

300	400
8000-80	8002-80

Security compartment inside*
(instead of the storage compartment) with cylinder lock, not possible for order no. 8000-38



300/400
8053-00

Mirror
to be mounted by the customer, approx. 110 x 90 mm, price per door



-
0019-00

Standard coat hanger
Hardwood varnished in black (with special mounting)



-
8000-061

Additional fittings

Wall mount
with additional support bracket, price per compartment



Order no.
Price

8000-34

Label holder
made of plastic, self-adhesive



8500-15

Paper labels
for stamped label frames (1 packing unit = 100 pieces)



8501-07

Height adjustment screws for locker feet (1 set = 4 pcs.) for easy retrofitting of a 10 mm level adjustment in all S 2000 Classic lockers with feet



8000-26

Door designs

Prices per door

Doors smooth
without louvers, without label holders (ensure alternative ventilation e.g. using the ventilation hole pattern!)




8001-303

Stamped-in ventilation hole pattern*
Ventilation hole pattern in the door at the top and bottom, incl. label holder



8500-173

Door with perforated panel for models 8010-8090, compartment width 300/400 mm (square perforations approx. 23 mm with bars approx. 5 mm), 3-bolt latch recommended



8001-323

Door opening limiter 90°
for user instructions see page 47







8505-02



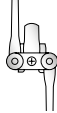
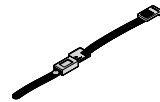
Order no.

Accessories for lockers

Turning bolt latch and cylinder locks not for assembled box lockers

Prices per lock	Basic design		Optional					
	Turning bolt latch	Cylinder lock in black with 2 keys		Lock in moisture-proof design cylinder lock in black				
								
	for padlock	up to 1000 different key numbers	up to 6000 different key numbers	via master key system with security certificate*	via master key system without security certificate*	up to 1000 different key numbers	via master key system with security certificate*	via master key system without security certificate*
Order no.	0002-00	0008-70	0008-700	0010-10	0010-010	0008-72	0010-12	0010-012
Unit price								
+ Addtl. charge	Standard							

Keys, locks, and wristband for cylinder locks

	Spare keys for cylinder lock		Master key for master key system		3-bolt latch**	Perlon wristband for cylinder locks
						
	Spare key for lock 0008-70	Spare key for lock 0008-700	with security certificate*	without security certificate*	with locking rods	Please indicate numbering from-to and list desired color no. ¹⁾
Order no.	0006-21	0006-00	0011-00	0012-00	8000-23	8501-05..
Price						

¹⁾ 51 black 56 gray
 52 white 61 green
 53 red 67 yellow
 55 blue

Locking no. according to customer requirements for cylinder lock (longer delivery time)
 Additional charge per lock

Order no.-..99
 + Addtl. charge

Additional accessories for all lockers

Number plate for door lock

suitable as door protection and for holding the 4400-744 model number plate. Only possible with cylinder locks – models 0008-70, 0008-700, 0010-10, 0010-010

for easy DIY attachment above the key plate (please specify desired 3-digit numbering!), to be used only in conjunction with key plate, not suitable for coin-operated deposit locks



Design
 Order no.
 Price



plastic
4400-742



plastic
4400-744








SAFE-O-MAT locks 107 + 165






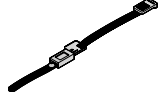
Coin-operated deposit lock 107

Accessories for assembled box lockers

Turning bolt latch and cylinder locks only for assembled box lockers

Prices per lock	Basic design				Optional			
	Cylinder lock	Cylinder lock in black with 2 keys		Lock in moisture-proof design cylinder lock in black		Turning bolt latch		
								
	up to 1000 different key numbers	up to 6000 different key numbers	via master key system with security certificate*	via master key system without security certificate*	up to 1000 different key numbers	via master key system with security certificate*	via master key system without security certificate*	for padlock
Order no.	0008-70	0008-700	0010-10	0010-010	0008-72	0010-12	0010-012	0002-00
Unit price								
+ Addtl. charge	Standard							

Keys and wristband for cylinder locks

	Spare key for cylinder lock		Spare key for master key system		Master key for master key system		Perlon wristband for cylinder locks
							
	Spare key for lock 0008-70	Spare key for lock 0008-700	with security certificate*	without security certificate*	with security certificate*	without security certificate*	Please indicate numbering from-to and list desired color no. ¹⁾
Order no.	0006-21	0006-00	0010-11	0006-00	0011-00	0012-00	8501-05..
Price							

¹⁾ 51 black
52 white
53 red
55 blue

56 gray
61 green
67 yellow

Additional accessories for all lockers

Number plates

Please specify numbering

Number plate
in lock area, self-adhesive, 79 x 45 x 1,0 mm, **only suitable for cylinder lock**, separate, for easy DIY assembly



Stainless steel number plate
self-adhesive, 30 x 50 x 1.0 mm



Plastic key ring
with S-hook, Ø 30 mm



Design	plastic	stainless steel	stainless steel	black	white	aluminum coating
Order no.	8502-0611	8501-0611	8501-06	8502-0851	8502-0852	8502-0862
Price						

Padlocks

for turning bolt latches, bolt size approx. 6 mm

Brass design, 2 keys, up to 300 different key numbers



0002-10

Brand lock in brass design with precision cylinder, 2 keys, up to 168,000 different key numbers



0002-11

High-gloss chrome-plated with number combination, without keys



0002-12



Order no. 0002-11



Order no. 0002-12

The evolution of a classic: S 3000 EVOLO

The difference lies in the details! Evolo offers much more than you expect. Smart and sophisticated features – that's typical of C+P:

- **Good ventilation and drying**
thanks to Evolo self-ventilation concept
- **Increased burglar-proof design**
thanks to extremely warp resistant doors
with closed profiles on the sides
- **Special profile in the body**
for greater stability and safety
as well as easy cleaning and use
- **Slim appearance**
thanks to narrow side edges
– homogeneous also when set up in a row
- **Wide range of door designs**
made of steel or made of MDF and
phenolic HPL with attractive wood decors
- **Practical interior fitting**
in the locker and also inside the locker door



Lockers



No more boring changing rooms! Those days are finally over – for Evolo from C+P sets new standards. A consistent design as well as optional MDF or HPL decor fronts also make applications interesting whose requirements cannot be met by conventional lockers. Attractive appearance with an excellent price-performance ratio: that is what Evolo from C+P, the market leader in steel furniture, stands for.

Evolo offers many visual added values thanks to the tasteful exchangeable decor door fronts. The doors can even be replaced later. In addition to appearance, the range features intelligent technology such as the unique drying and ventilation concept.

For additional furnishing examples from a market leader, please see the Evolo product series brochures or our website at www.cp.de/evolo



The multi-talented one: S 3000 EVOLO

For additional furnishing examples from a market leader, please see the Evolo product series brochures or our website at www.cp.de/evolo



The Evolo ventilation concept:

It ensures effective ventilation and drying of clothing with steel doors. Thanks to its air flow behavior, it works without additional ventilation equipment. Ventilation of the entire interior is guaranteed, even in steel lockers with a base (see diagram)!

The ventilation openings in the back of the locker base ensure optimum air circulation and drying in the compartment (see diagram). In lockers with bases, ventilation is ensured via openings above the recessed base.



Increased anti-burglary protection thanks to extremely warp resistant doors! This is ensured by closed profiles on the sides. The doorstop silencers are a standard feature.

New door opening limiter 90°: Made from special heavy-duty, plastic-coated stainless steel cable.



Custom-made for specific applications.



Ergonomically designed safety turning bolt latch:

For lock bolt size 6-8 mm, with standard door protection against door damage caused by the padlock.



Feet made of plastic for optimum corrosion protection: They consistently underpin the linear design and have a protective sleeve that covers the adjusting screw when the optional height adjustment is used. An ingenious feature!

Lockers



Lockers 56



Multi-purpose lockers 66



Double-tier lockers 68



Assembled box lockers 72



Open wardrobes 78



Optional integration of numbering: With self-adhesive film in the embossed label holder (optional).



Exchangeable fronts: (can also be retrofitted!) Choice of steel or decor doors (MDF or phenolic HPL). Door opening limiters are a standard feature with decor doors.



C+P double coat hooks: Oval special changing room rail with twist-proof double sliding hooks. Can support a large load and is very easy to use.



Easy-to-clean ventilation hole pattern: Thanks to the smooth outer front (no protruding louvers).

S 3000 EVOLO

The S 3000 Evolo series offers:

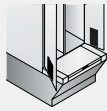
- Increased anti-burglary protection thanks to extremely warp-resistant doors and a special profile on the body interior – for high stability and an easy, convenient way to remove clothing
- Sturdy steel construction with high-quality enamel coating
- 2 compartment widths, 5 different box heights
- Sub-frame alternatively with feet, base, storage box, or bench
- Ventilation ensured by EVL (Evolu Ventilation Concept)
- Doors hinged right, borne on hinge pins, with easy-to-clean hole pattern and embossed label holder for optional integration of numbering
- Convenient doorstop silencers for pleasant closing behavior



Sub-frame with feet



Sub-frame with base



Sub-frame with box



Sub-frame with bench



Steel fronts



Wood decor fronts (MDF)



EVL self-ventilation

Lockers with feet

on feet 150 mm high, depth 500 mm.
Clear opening dimensions per door:
1600 x 245/345 x 465 mm (H x W x D)



1. Dimensions and door material

Steel doors



Width	300	400	600	800
Height	1850	1850	1850	1850
Compartments	1 x 300	1 x 400	2 x 300	2 x 400
CSC	2	3	4	5
Order no.	49010-10	49010-12	49010-20	49010-22
Price				

Lockers with base

on base 100 mm high, depth 500 mm.
Clear opening dimensions per door:
1600 x 245/345 x 465 mm (H x W x D)



1. Dimensions and door material

Steel doors



Width	300	400	600	800
Height	1800	1800	1800	1800
Compartments	1 x 300	1 x 400	2 x 300	2 x 400
CSC	2	3	4	5
Order no.	49020-10	49020-12	49020-20	49020-22
Price				

+

MDF decor doors



Thickness 18 mm

+ Order no.
+ Addtl. charge

+ 49110-750

+ 49112-750

+ 49120-750

+ 49122-750

+

HPL decor doors



Thickness 13 mm

+ Order no.
+ Addtl. charge

+ 49110-730

+ 49112-730

+ 49120-730

+ 49122-730

2. Body color (see end of catalog for color overview)



Please choose 487

3. Door color (door decor for MDF or phenolic HPL design if applicable)

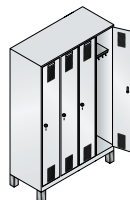


Please choose 487

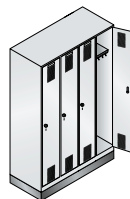
Lockers



- Decor doors (MDF and phenolic HPL) as standard with door opening limiter 90° made from special heavy-duty, plastic-coated stainless steel cable
- **Elegant, slim sides create a uniform appearance when set up in a row (no wide strips at the locker joints)**
- Exchangeable front concept with steel, phenolic HPL, or MDF decor doors, can also be retrofitted
- Interior is easy to clean because compartment shelves can be swept out smoothly (models 49030/49040 with cleaning openings)
- Storage shelf with roll-away protection at the back and sturdy wardrobe rail made of oval profile, 3 twist-proof sliding hooks with system holder, e.g. for coat hangers or movable partitions
- Ergonomic safety turning bolt latch for padlock with door protection as practical basic fitting
- **Locker feet (e.g. in models 49010) made of plastic = improved corrosion protection!**
- Feet in light gray with body color RAL 7035, in black with all other body colors
- **Slot-in shoe shelf, can be easily retrofitted by users**
- **Optimum air circulation due to defined ventilation spaces in front of and behind the storage shelf**



1.	900	1200	1200
	1850	1850	1850
	3 x 300	3 x 400	4 x 300
	5	6	6
	49010-30	49010-32	49010-40



1.	900	1200	1200
	1800	1800	1800
	3 x 300	3 x 400	4 x 300
	5	6	6
	49020-30	49020-32	49020-40

+			
	+ 49130-750	+ 49132-750	+ 49140-750

+			
	+ 49130-730	+ 49132-730	+ 49140-730

+ **Accessories**
 Additional fittings, locks **81** - **85**



Order no. 49010-22 (with feet)



Lockers for schools and child care facilities

see from page **148**

Optional:
Decor fronts (MDF)
 You can choose from the following decors:



Danube maple

Sen ash

Oak Sereno

S 3000 EVOLO

Lockers with bench

Bench slats for models 49030, 49040 and 49050 made of hard beechwood as standard, approx. 60 x 35 mm in side-face, planed on all sides, rounded at the top, finished with clear varnish, with natural color differences. Plastic bench slats are available at no additional charge. Standard color of the bench underframes: black gray RAL 7021. Benches with adjustable floor gliders for easy level adjustment (10 mm). Locker and bench are delivered separately for easy DIY assembly.

Bench height: 420 mm
Bench depth: 315 mm
Locker depth: 500/815 mm

For general description of the lockers see page 56/57.

Lockers with bench in front

on feet 150 mm high, with doors reduced in size, depth 500 mm. Clear opening dimensions per door:

1315 x 245/345 x 465 mm (H x W x D)



1. Dimensions and door material



	300	400	600	800
Width	300	400	600	800
Height	1850	1850	1850	1850
Compartments	1 x 300	1 x 400	2 x 300	2 x 400
CSC	2	3	4	5
Order no.	49030-10	49030-12	49030-20	49030-22
Price				

Lockers with lowered bench underframe

with doors reduced in size, depth 500 mm. Clear opening dimensions per door:

1315 x 245/345 x 465 mm (H x W x D)



1. Dimensions and door material



	300	400	600	800
Width	300	400	600	800
Height	1850	1850	1850	1850
Compartments	1 x 300	1 x 400	2 x 300	2 x 400
CSC	2	3	4	5
Order no.	49040-10	49040-12	49040-20	49040-22
Price				

Lockers with bench underneath

Clear opening dimensions per door:

1600 x 245/345 x 465 mm (H x W x D)



1. Dimensions and door material



	300	400	600	800
Width	300	400	600	800
Height	2090	2090	2090	2090
Compartments	1 x 300	1 x 400	2 x 300	2 x 400
CSC	2	3	4	5
Order no.	49050-10	49050-12	49050-20	49050-22
Price				



	300	400	600	800
MDF decor doors				
Thickness 18 mm				
+ Order no.	+ 49110-750	+ 49112-750	+ 49120-750	+ 49122-750
+ Addtl. charge				



	300	400	600	800
HPL decor doors				
Thickness 13 mm				
+ Order no.	+ 49110-730	+ 49112-730	+ 49120-730	+ 49122-730
+ Addtl. charge				

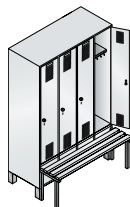
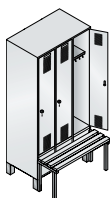
2. Body color (see end of catalog for color overview)

Please choose|487|

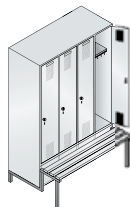
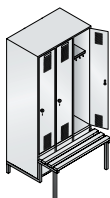
3. Door color (door decor for MDF or phenolic HPL design if applicable)

Please choose|487|

+ Bench slats made of plastic	Light gray	Blue gray	Black gray
+ Order no.	+ 8000-7035	+ 8000-7031	+ 8000-7021
+ Addtl. charge			



1.	900	1200	1200
	1850	1850	1850
	3 x 300	3 x 400	4 x 300
	5	6	6
	49030-30	49030-32	49030-40



1.	900	1200	1200
	1850	1850	1850
	3 x 300	3 x 400	4 x 300
	5	6	6
	49040-30	49040-32	49040-40



1.	900	1200	1200
	2090	2090	2090
	3 x 300	3 x 400	4 x 300
	5	6	6
	49050-30	49050-32	49050-40

+ 49130-750	+ 49132-750	+ 49140-750
--------------------	--------------------	--------------------

+ 49130-730	+ 49132-730	+ 49140-730
--------------------	--------------------	--------------------

+ Accessories		
Additional fittings, locks	81	85



Order no. 49030-40



Order no. 49040-30
+ 49130-750 (MDF decor doors)



Order no. 49050-22
+ 8000-7035 (plastic bench slats)
+ 2 x 8052-7010 (shoe rack)

+ Shoe rack		
for models 49030, 49050	82	

S 3000 EVOLO

Lockers with pairs of doors closing in the middle

For joint lock of two compartments to be used by one person, for example for storing **street clothes and work clothing**, storage shelf, continuous through 2 compartments. Bench slats for models 49032 and 49042 made of hard beechwood as standard, approx. 60 x 35 mm in side-face, planed on all sides, rounded at the top, finished with clear varnish, with natural color differences. Bench slats made of plastic in light gray, blue gray, or black gray available for no additional charge. Standard color for bench bases: Black gray RAL 7021. Benches with adjustable floor gliders for easy level adjustment (10 mm). All doors with turning bolt latch for padlock use. Locker and bench are delivered separately for easy DIY assembly.

For general description of the lockers see page 56/57.

Lockers with benches

Bench height: 420 mm

Bench depth: 315 mm

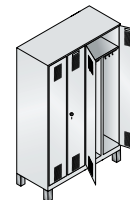
Locker depth: 500/815 mm



Order no. 49022-20

Lockers with feet

on feet 150 mm high, depth 500 mm.
Clear opening dimensions per door:
1600 x 245/345 x 465 mm (H x W x D)



1. Dimensions and door material



	600	800	1200
Width	600	800	1200
Height	1850	1850	1850
Compartments	2 x 300	2 x 400	4 x 300
for no. of persons	1	1	2
CSC	4	5	6
Order no.	49012-20	49012-22	49012-40
Price			

Lockers with base

on base 100 mm high, depth 500 mm.
Clear opening dimensions per door:
1600 x 245/345 x 465 mm (H x W x D)



1. Dimensions and door material



	600	800	1200
Width	600	800	1200
Height	1800	1800	1800
Compartments	2 x 300	2 x 400	4 x 300
for no. of persons	1	1	2
CSC	4	5	6
Order no.	49022-20	49022-22	49022-40
Price			



MDF decor doors	Thickness 18 mm		
	+ Order no.	+ 49120-750	+ 49122-750
	+ Addtl. charge		+ 49140-750



HPL decor doors	Thickness 13 mm		
	+ Order no.	+ 49120-730	+ 49122-730
	+ Addtl. charge		+ 49140-730

2. Body color (see end of catalog for color overview)

Please choose 487

3. Door color (door decor for MDF or phenolic HPL design if applicable)

Please choose 487

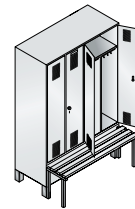



+ Bench slats made of plastic	Light gray	Blue gray	Black gray
+ Order no.	+ 8000-7035	+ 8000-7031	+ 8000-7021
+ Addtl. charge			

Order no. 49032-40

Lockers with bench in front

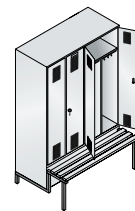
on feet 150 mm high, with doors reduced in size, depth 500 mm.
Clear opening dimensions per door:
1315 x 245/345 x 465 (H x W x D)




1. Dimensions and door material	Width	600	800	1200
	Height	1850	1850	1850
	Compartments	2 x 300	2 x 400	4 x 300
	for no. of persons	1	1	2
	CSC	4	5	6
	Order no.	49032-20	49032-22	49032-40
	Price			

Lockers with lowered bench underframe

with doors reduced in size, depth 500 mm.
Clear opening dimensions per door:
1315 x 245/345 x 465 (H x W x D)



1. Dimensions and door material	Width	600	800	1200
	Height	1850	1850	1850
	Compartments	2 x 300	2 x 400	4 x 300
	for no. of persons	1	1	2
	CSC	4	5	6
	Order no.	49042-20	49042-22	49042-40
	Price			

+ MDF decor doors	Thickness 18 mm			
	+ Order no.	+ 49120-750	+ 49122-750	+ 49140-750
	+ Addtl. charge			
+ HPL decor doors	Thickness 13 mm			
	+ Order no.	+ 49120-730	+ 49122-730	+ 49140-730
	+ Addtl. charge			

+ Accessories	Additional fittings, locks	81	-	85
+ Shoe rack	for models 49032			82

S 3000 EVOLO

Lockers with pairs of doors closing in the middle

For joint lock of two compartments to be used by one person, for example for storing **street clothes and work clothing**. Storage shelf, continuous through 2 compartments. Bench slats for models 49052 made of hard beechwood as standard, approx. 60 x 35 mm in side-face, planed on all sides, rounded at the top, finished with clear varnish, with natural color differences. Bench slats made of plastic in light gray, blue gray, or black gray available for no additional charge (standard color light gray). Standard color of the bench bases: Black gray RAL 7021. Benches and box with adjustable floor gliders for easy level adjustment (10 mm). All doors with turning bolt latch for padlock use. Locker and bench are delivered separately for easy DIY assembly.

For general description of the lockers see page 56/57.

Models 49052

Bench height: 420 mm
Bench depth: 315 mm
Locker depth: 500/815 mm

Models 49056

Bench height: 452 mm
Bench depth: 315 mm
Locker depth: 500/815 mm



Order no. 49052-40

Lockers with bench underneath


Depth 500 mm.
 Clear opening dimensions per door:
 1600 x 245/345 x 465 mm (H x W x D)



1. Dimensions and door material

	600	800	1200
Width	600	800	1200
Height	2090	2090	2090
Compartments	2 x 300	2 x 400	4 x 300
for no. of persons	1	1	2
CSC	4	5	6
Order no.	49052-20	49052-22	49052-40
Price			

Steel doors





Order no. 49056-40



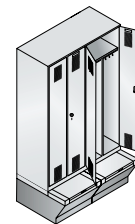
Practical storage box for shoes, helmets, bags, etc. This allows the storage space under the seat to be used optimally - not to mention easy cleaning!



The seat made of solid beech wood (optional available in phenolic HPL also) also serves as a flap and can be opened only by the owner of the locker.

Lockers with storage box underneath

Depth 500 mm. Seat made of solid beech wood.
Clear opening dimensions per door:
1600 x 245/345 x 465 mm (H x W x D)



1. Dimensions and door material or seat material



Width	600	800	1200
Height	2090	2090	2090
Compartments for no. of persons	2 x 300 1	2 x 400 1	4 x 300 2
CSC	4	5	6
Order no.	49056-20	49056-22	49056-40
Price			



Thickness 18 mm			
+ Order no.	+ 49120-750	+ 49122-750	+ 49140-750
+ Addtl. charge			



Thickness 13 mm			
+ Order no.	+ 49120-730	+ 49122-730	+ 49140-730
+ Addtl. charge			

+ Seat made of phenolic HPL in white



Thickness 13 mm			
+ Order no.	+ 495620-730	+ 495622-730	+ 495640-730
+ Addtl. charge			

2. Body color (see end of catalog for color overview)

Please choose **487**

3. Door color (door decor for MDF or phenolic HPL design if applicable)

Please choose **487**

+ Accessories

Additional fittings, locks **81** - **85**

+ shoe rack

for models 49052 **82**

Lockers with one door over two compartments

for storing **street clothes and work clothing**. Bench slats for models 49250 made of hard beechwood as standard, approx. 60 x 35 mm in side-face, planed on all sides, rounded at the top, finished with clear varnish, with natural color differences. Bench slats made of plastic in light gray, blue gray, or black gray available for no additional charge (standard color light gray). Standard color of the bench bases: Black gray RAL 7021. Benches with adjustable floor gliders for easy level adjustment (10 mm). One door with turning bolt latch locks two compartments at the same time. Storage shelf to the left and right of the inside partition, sturdy wardrobe rail made of oval profile and 3 twist-proof sliding hooks. Locker and bench are delivered separately for easy DIY assembly.

For general description of the lockers see page 56/57.

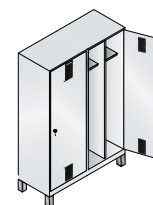
Lockers with benches
Bench height: 420 mm
Bench depth: 315 mm
Locker depth: 500/815 mm



Order no. 49220-40

Lockers with feet

on feet 150 mm high, depth 500 mm.
 Clear opening dimensions per door:
 1600 x 245 x 465 mm (H x W x D)



1. Dimensions and door material



Width	600	1200
Height	1850	1850
Compartments	2 x 300	4 x 300
for no. of persons	1	2
CSC	4	6
Order no.	49210-20	49210-40
Price		

2. Body and door color

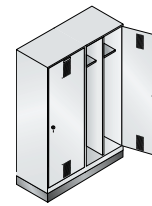
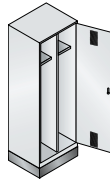


Please select (see end of catalog for color overview) 487



Lockers with base

on base 100 mm high, depth 500 mm.
Clear opening dimensions per door:
1600 x 245 x 465 mm (H x W x D)



1. Dimensions and door material

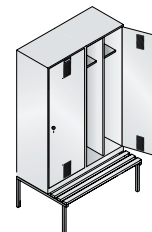
	600	1200
Width	600	1200
Height	1800	1800
Compartments	2 x 300	4 x 300
for no. of persons	1	2
CSC	4	6
Order no.	49220-20	49220-40
Price		

Steel doors



Lockers with bench underneath

Depth 500 mm.
Clear opening dimensions per door:
1600 x 245 x 465 (H x W x D)



1. Dimensions and door material

	600	1200
Width	600	1200
Height	2090	2090
Compartments	2 x 300	4 x 300
for no. of persons	1	2
CSC	4	6
Order no.	49250-20	49250-40
Price		

Steel doors



+ Bench slats made of plastic	Light gray	Blue gray	Black gray
	+ Order no.	+ 8000-7035	+ 8000-7031
+ Addtl. charge			

+ Accessories	
Additional fittings, locks	81 - 85

+ Shoe rack	
for models 49250	82



Order no. 49250-40

S 3000 EVOLO

Laundry lockers and cleaning cabinets

Doors closing in the middle with a joint turning bolt latch for padlock, shelves not height adjustable.
For general description of the lockers see page 56/57.

+ Doors smooth
for all S 3000 Evolo locker models without louvers, without label holder, very easy to clean



Design	smooth
+ Order no.	+ 8001-303
+ Addtl. charge	



Order no. 49060-20



Order no. 49120-00

Lockers with feet

on feet 150 mm high, depth 500 mm



1. Dimensions and door material

	600	800	600	800
Width	600	800	600	800
Height	1850	1850	1850	1850
Compartments	2 x 300	2 x 400	2 x 300	2 x 400
Description	Laundry lockers 4 shelves on the left, storage shelf on the right with sturdy wardrobe rail made of oval profile and 3 twist-proof sliding hooks		Cleaning equipment cabinet 4 compartments to the left of the shortened partition, sturdy rod made of oval profile on the right with 6 twist-proof sliding hooks	



	4	5	4	5
CSC	4	5	4	5
Order no.	49060-20	49060-22	49110-00	49110-02
Price				

Lockers with base

on base 100 mm high, depth 500 mm



1. Dimensions and door material

	600	800	600	800
Width	600	800	600	800
Height	1800	1800	1800	1800
Compartments	2 x 300	2 x 400	2 x 300	2 x 400
Description	see above		see above	



	4	5	4	5
CSC	4	5	4	5
Order no.	49160-20	49160-22	49120-00	49120-02
Price				

2. Body color (see end of catalog for color overview)

Please choose 487

3. Door color (door decor for MDF or phenolic HPL design if applicable)

Please choose 487

+ Accessories

Additional fittings, locks 81 - 85

Multi-purpose lockers

Laundry and storage lockers

Doors with turning bolt latch, shelves not height adjustable.

For general description of the lockers see page 56/57.



Order no. 49020-20B



Order no. 49022-20B



Order no. 49222-20B

Lockers with feet

on feet 150 mm high, depth 500 mm



1. Dimensions and door material

	600	800	600	800	600
Width	600	800	600	800	600
Height	1850	1850	1850	1850	1850
Compartments	2 x 300	2 x 400	2 x 300	2 x 400	1 x 600
Description	with individually lockable doors (both hinged right)		with doors closing in the middle (joint lock)		with doors closing in the middle without partition, 4 full-width shelves, (2-bolt latch)



CSC	4	5	4	5	4
Order no.	49010-20B	49010-22B	49012-20B	49012-22B	49212-20B
Price					

Lockers with base

on base 100 mm high, depth 500 mm



1. Dimensions and door material

	600	800	600	800	600
Width	600	800	600	800	600
Height	1800	1800	1800	1800	1800
Compartments	2 x 300	2 x 400	2 x 300	2 x 400	1 x 600
Description	see above		see above		see above



CSC	4	5	4	5	4
Order no.	49020-20B	49020-22B	49022-20B	49022-22B	49222-20B
Price					



Thickness 18 mm					
+ Order no.	+ 49120-750	+ 49122-750	+ 49120-750	+ 49122-750	-
+ Addtl. charge					

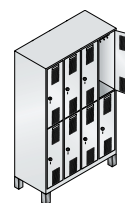


Thickness 13 mm					
+ Order no.	+ 49120-730	+ 49122-730	+ 49120-730	+ 49122-730	-
+ Addtl. charge					



Lockers with feet

on feet 150 mm high, depth 500 mm.
Clear opening dimensions per door:
813 x 245/345 x 465 mm (H x W x D)



1. Dimensions and door material

	600	800	900	1200	1200
Width	600	800	900	1200	1200
Height	1850	1850	1850	1850	1850
Compartments	2 x 300	2 x 400	3 x 300	3 x 400	4 x 300
Steel doors	CSC	4	5	5	6
	Order no.	49310-20	49310-22	49310-30	49310-32
	Price				

+

MDF decor doors



Thickness 18 mm

+ Order no.
+ Addtl. charge

+ 49220-750

+ 49222-750

+ 49230-750

+ 49232-750

+ 49240-750

+

HPL decor doors



Thickness 13 mm

+ Order no.
+ Addtl. charge

+ 49220-730

+ 49222-730

+ 49230-730

+ 49232-730

+ 49240-730

2. Body color (see end of catalog for color overview)

Please choose 487

3. Door color (door decor for MDF or phenolic HPL design if applicable)

Please choose 487

Double-tier lockers

Double-tier lockers with turning bolt latch

Lockers, double-tier, 2 compartments on top of one another, 1 door per compartment, sturdy wardrobe rail made of oval profile and 3 twist-proof sliding hooks, doors with turning bolt latch for padlock, decor doors with door opening limiter as a standard fitting.

For general description of the lockers see page 56/57.



Lockers for schools and child care facilities
see from page 148



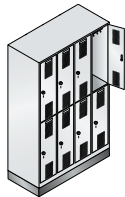
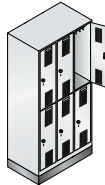
Order no. 49310-22
+ 49222-750 (MDF decor doors)



Order no. 49320-30

Lockers with base

on base 100 mm high, depth 500 mm.
Clear opening dimensions per door:
813 x 245/345 x 465 mm (H x W x D)



1. Dimensions and door material



Width	600	800	900	1200	1200
Height	1800	1800	1800	1800	1800
Compartments	2 x 300	2 x 400	3 x 300	3 x 400	4 x 300
CSC	4	5	5	6	6
Order no.	49320-20	49320-22	49320-30	49320-32	49320-40
Price					



Thickness 18 mm					
+ Order no.	+ 49220-750	+ 49222-750	+ 49230-750	+ 49232-750	+ 49240-750
+ Addtl. charge					



Thickness 13 mm					
+ Order no.	+ 49220-730	+ 49222-730	+ 49230-730	+ 49232-730	+ 49240-730
+ Addtl. charge					

+ Accessories

Additional fittings, locks 81 - 85

Double-tier lockers with turning bolt latches

Lockers, double-tier, 2 compartments on top of one another, 1 door per compartment, sturdy wardrobe rail made of oval profile and 3 twist-proof sliding hooks, doors with turning bolt latch for padlock. Bench slats for models 49350 made of hard beechwood as standard, approx. 60 x 35 mm in side-face, planed on all sides, rounded at the top, finished with clear varnish, with natural color differences. Bench slats made of plastic in light gray, blue gray, or black gray available for no additional charge (standard color light gray). Standard color of the bench bases: Black gray RAL 7021. Benches with adjustable floor gliders for easy level adjustment (10 mm).

Locker and bench are delivered separately for easy DIY assembly.

For general description of the lockers see page 56/57.



The C+P safety turning bolt cannot be overwound because it "spins" when it is closed, thus preventing tampering!

The cylinder lock engages only when the padlock is removed, and the door can be opened simply by turning the knob. For bolt lock size 6-8 mm.

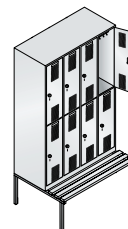
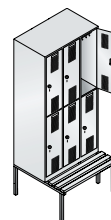
In all Evolo steel lockers as standard!



Order no. 49350-30

Lockers with bench underneath

Bench height 420 mm, bench depth 315 mm, locker depth 500/815 mm. Clear opening dimensions per door: 813 x 245/345 x 465 mm (H x W x D)



1. Dimensions and door material

	600	800	900	1200	1200
Width	600	800	900	1200	1200
Height	2090	2090	2090	2090	2090
Compartments	2 x 300	2 x 400	3 x 300	3 x 400	4 x 300
Steel doors	CSC	CSC	CSC	CSC	CSC
Order no.	49350-20	49350-22	49350-30	49350-32	49350-40
Price					



MDF decor doors

Thickness 18 mm

+ Order no. + Addtl. charge

+ 49220-750

+ 49222-750

+ 49230-750

+ 49232-750

+ 49240-750



HPL decor doors

Thickness 13 mm

+ Order no. + Addtl. charge

+ 49220-730

+ 49222-730

+ 49230-730

+ 49232-730

+ 49240-730

2. Body color (see end of catalog for color overview)

Please choose 487

3. Door color (door decor for MDF or phenolic HPL design if applicable)

Please choose 487



Shoe rack

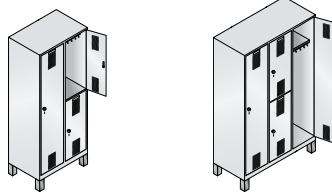
for models 48350 82

Combination lockers with turning bolt latches

Models 49600 with turning bolt latches, compartment width 400 mm. The ideal solution for offering single-tier and double-tier compartments in the same locker! **Combination cabinets, single- and double-tier.** Single-tier: 1 door per compartment, storage shelf with sturdy wardrobe rail made of oval profile and 3 twist-proof sliding hooks. Double-tier: 2 compartments on top of one another, 1 door per compartment, sturdy wardrobe rail made of oval profile and 3 twist-proof sliding hooks, doors with turning bolt latch for padlock. For bench slats for models 49650, see left. For general description of the lockers see page 56/57.

Lockers with feet

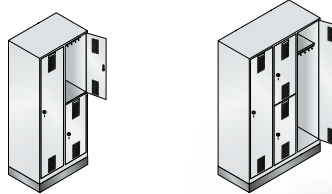
on feet 150 mm high, depth 500 mm.
Clear opening dimensions per door:
1600/813 x 345 x 465 mm (H x W x D)



1. Dimensions and door material	Width	800	1200
	Steel doors	Height	1850
	Compartment	2 x 400	3 x 400
	CSC	5	6
	Order no.	49610-22	49610-32
	Price		

Lockers with base

on base 100 mm high, depth 500 mm.
Clear opening dimensions per door:
1600/813 x 345 x 465 mm (H x W x D)



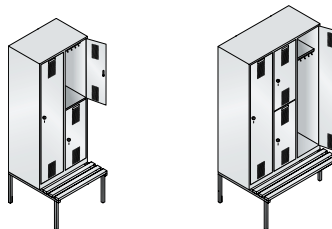
1. Dimensions and door material	Width	800	1200
	Steel doors	Height	1800
	Compartment	2 x 400	3 x 400
	CSC	5	6
	Order no.	49620-22	49620-32
	Price		



Order no. 49620-22
+ 49622-750 (MDF decor doors)

Lockers with bench underneath

Bench height 420 mm, bench depth 315 mm,
locker depth 500/815 mm.
Clear opening dimensions per door:
1600/813 x 345 x 465 mm (H x W x D)



1. Dimensions and door material	Width	800	1200
	Steel doors	Height	2090
	Compartment	2 x 400	3 x 400
	CSC	5	6
	Order no.	49650-22	49650-32
	Price		

+ MDF decor doors	Thickness 18 mm		
	+ Order no.	+ 49622-750	+ 49632-750
	+ Addtl. charge		

+ HPL decor doors	Thickness 13 mm		
	+ Order no.	+ 49622-730	+ 49632-730
	+ Addtl. charge		

+ Accessories	Additional fittings, locks	81	- 85
---------------	----------------------------------	----	------



Order no. 49610-32

S 3000 EVOLO

Box lockers




Doors single-walled smooth, without ventilation hole pattern and without label holders (if required please order additional plastic label holders, order no. 8500-15, page 49). Every door with cylinder lock and 2 keys. The bottoms of the compartments are generally finished in the color of the body. Decor door in Danube maple, Sen ash or Oak Sereno decor with black edge band, with door opening limiter as standard feature.

Note: For publicly accessible lockers, we recommend door opening limiters, see page 77.

Lockers with 3 tiers

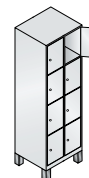
on feet 150 mm high, depth 500 mm.
Clear opening dimensions per compartment:
510 x 245/345 x 465 mm (H x W x D)






1. Dimensions and door material		Width	300	400	600	800
		Height	1850	1850	1850	1850
		Compartments	1 x 300	1 x 400	2 x 300	2 x 400
	CSC		3	4	5	6
	Order no.		49010-103	49010-123	49010-203	49010-223
	Price					
	<hr/>					
+ 	Thickness 18 mm					
	+ Order no.		+ 49310-750	+ 49312-750	+ 49320-750	+ 49322-750
	+ Addtl. charge					
+ 	Thickness 13 mm					
	+ Order no.		+ 49310-730	+ 49312-730	+ 49320-730	+ 49322-730
	+ Addtl. charge					

Lockers with 4 tiers

on feet 150 mm high, depth 500 mm.
Clear opening dimensions per compartment:
375 x 245/345 x 465 mm (H x W x D)



1. Dimensions and door material		Width	300	400	600	800
		Height	1850	1850	1850	1850
		Compartments	1 x 300	1 x 400	2 x 300	2 x 400
	CSC		3	4	5	6
	Order no.		49010-104	49010-124	49010-204	49010-224
	Price					
	<hr/>					
+ 	Thickness 18 mm					
	+ Order no.		+ 49410-750	+ 49412-750	+ 49420-750	+ 49422-750
	+ Addtl. charge					
+ 	Thickness 13 mm					
	+ Order no.		+ 49410-730	+ 49412-730	+ 49420-730	+ 49422-730
	+ Addtl. charge					

2. **Body color** (see end of catalog for color overview)
 Please choose **487**

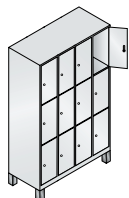
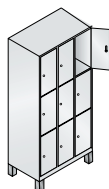
3. **Door color** (door decor for MDF or phenolic HPL design if applicable)
 Please choose **487**

+ **Accessories**
 Additional fittings, locks **81** - **85**

Box lockers

+ Base
instead of feet, design
in body color, 100 mm
base height, locker
height 1800 mm

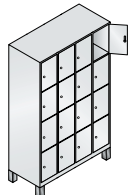
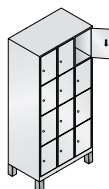
Width	300	400	600	800	900	1200
Order no.	49020-...	49020-...	49020-...	49020-...	49020-...	49020-...
+ Addtl. charge						



1.	900	1200	1200
	1850	1850	1850
	3 x 300	3 x 400	4 x 300
	6	7	7
	49010-303	49010-323	49010-403

+	+ 49330-750	+ 49332-750	+ 49340-750
----------	-------------	-------------	-------------

+	+ 49330-730	+ 49332-730	+ 49340-730
----------	-------------	-------------	-------------



1.	900	1200	1200
	1850	1850	1850
	3 x 300	3 x 400	4 x 300
	6	7	7
	49010-304	49010-324	49010-404

+	+ 49430-750	+ 49432-750	+ 49440-750
----------	-------------	-------------	-------------

+	+ 49430-730	+ 49432-730	+ 49440-730
----------	-------------	-------------	-------------



Order no. 49010-223



Order no. 49020-304

Optional: **Decor fronts** (MDF)
You can choose from
the following decors:



Danube maple



Sen ash

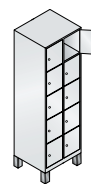
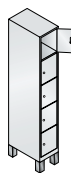


Oak Sereno



Lockers with 5 tiers

on feet 150 mm high, depth 500 mm.
Clear opening dimensions per compartment:
295 x 245/345 x 465 mm (H x W x D)



1. Dimensions and door material

Steel doors



	300	400	600	800
Width	300	400	600	800
Height	1850	1850	1850	1850
Compartments	1 x 300	1 x 400	2 x 300	2 x 400
CSC	4	5	6	7
Order no.	49010-105	49010-125	49010-205	49010-225
Price				

+ MDF decor doors



Thickness 18 mm				
+ Order no.	+ 49510-750	+ 49512-750	+ 49520-750	+ 49522-750
+ Addtl. charge				

+ HPL decor doors



Thickness 13 mm				
+ Order no.	+ 49510-730	+ 49512-730	+ 49520-730	+ 49522-730
+ Addtl. charge				

2. Body color (see end of catalog for color overview)



Please choose 487

Box lockers

Doors single-walled smooth, without ventilation hole pattern and without label holders (if required please order additional plastic label holders, order no. 8500-15, page 49).

Every door with cylinder lock and 2 keys. The bottoms of the compartments are generally finished in the color of the body. Decor door in Danube maple, Sen ash or Oak Sereno decor with black edge band, with door opening limiter as standard feature.

For general description of the lockers see page 56/57.

Note:

For publicly accessible lockers, we recommend door opening limiters, see page 77.

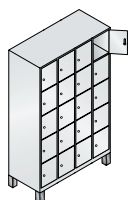
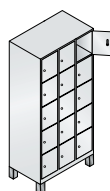


Order no. 49020-325
+ 49532-750 (MDF decor doors)



S 3000 Evolo
laptop lockers

197



1.	900	1200	1200
	1850	1850	1850
	3 x 300	3 x 400	4 x 300
	7	8	8
	49010-305	49010-325	49010-405
+	+ 49530-750	+ 49532-750	+ 49540-750
+	+ 49530-730	+ 49532-730	+ 49540-730

+ **Base**
instead of feet,
steel design,
100 mm high



Color (standard)	Body color
Locker height	1800
Order no.	49020-...
+ Addtl. charge	see page 73

3. Door color (door decor for MDF or phenolic HPL design if applicable)



Please choose 487

+ Accessories

Additional fittings, locks 81 - 85

Top lockers

Doors single-walled smooth, without ventilation hole pattern and without label holders (if required please order additional plastic label holders, order no. 8500-15, page 49).

Compartment width of 400 mm also suitable for motorcycle helmets.

Doors with turning bolt latches.



Turning bolt latch standard with door protection



Order no. 49090-30 (top locker)



Order no. 49092-20 (top locker)

Top lockers

Depth 500 mm. Clear opening dimensions per door: 430 x 245/345 x 465 mm (H x W x D)



1. Dimensions and door material



Steel doors

Width	300	400	600	800
Height	500	500	500	500
Compartments	1 x 300	1 x 400	2 x 300	2 x 400
CSC	1	1	2	2
Order no.	49090-10	49090-12	49090-20	49090-22
Price				



MDF decor doors

Thickness 18 mm				
+ Order no.	+ 490910-750	+ 490912-750	+ 490920-750	+ 490922-750
+ Addtl. charge				

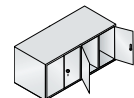


HPL decor doors

Thickness 13 mm				
+ Order no.	+ 490910-730	+ 490912-730	+ 490920-730	+ 490922-730
+ Addtl. charge				

Top lockers

with doors closing in the middle, depth 500 mm. Clear opening dimensions per door: 430 x 245/345 x 465 mm (H x W x D)



1. Dimensions and door material



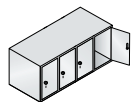
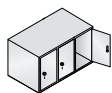
Steel doors

Width	600	800	1200
Height	500	500	500
Compartments	2 x 300	2 x 400	4 x 300
CSC	2	2	4
Order no.	49092-20	49092-22	49092-40
Price			

2. Body color (see end of catalog for color overview)



Please choose



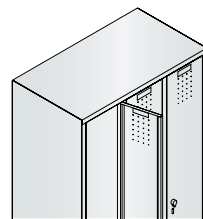
1.	900	1200	1200
	500	500	500
	3 x 300	3 x 400	4 x 300
	3	3	4
	49090-30	49090-32	49090-40
+	+ 490930-750	+ 490932-750	+ 490940-750
+	+ 490930-730	+ 490932-730	+ 490940-730

+ **New door opening limiter 90°**
made from special heavy-duty, plastic-coated stainless steel cable



Design	Price per door
+ Order no. + Addtl. charge	+ 4900-700

Without door opening limiter

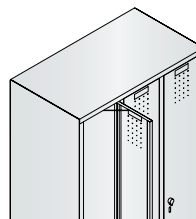


110°

- + For specifically assigned compartments
- + More freedom of movement for users
- Forceful over-extension of the door by opening it too far is possible
- Damage to usable space of adjacent locker is possible

With door opening limiter 90°

(standard with decor doors)



90°

- + Recommended if lockers are frequently used by different persons
- + Prevents forceful over-extension of the door by opening it too far
- + No overlap with usable space of adjacent locker
- Less freedom of movement for users

3. Door color (door decor for MDF or phenolic HPL design if applicable)



Please choose

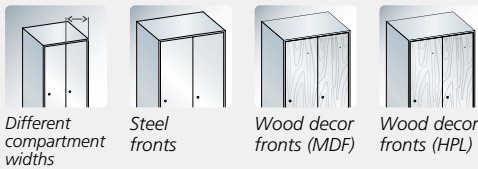
S 3000 EVOLO

The open wardrobes offer:

- Sturdy steel construction with high-quality enamel coating
- Steel doors single-walled smooth
- Alternatively: MDF or HPL decor doors in Danube maple, Sen ash or Oak Sereno decor with black edge band
- Plastic label holders optionally available, order no. 8500-15, see page 49
- Each compartment with cylinder lock and 2 keys
- Hat rack and shoe rack in black gray RAL 7021
- The bottoms of the compartments are generally finished in the body color.
- Delivered disassembled with detailed mounting instructions for easy DIY assembly



Order no. 49406-00
+ 4940-20 (base)



Different compartment widths

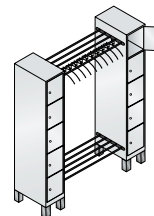
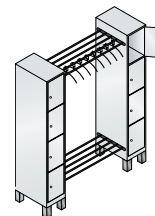
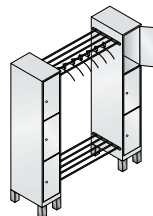
Steel fronts

Wood decor fronts (MDF)

Wood decor fronts (HPL)

Locker with feet, compartment width 300 mm

On feet 150 mm high, depth 500 mm.
Locker consisting of two box lockers, hat shelf and shoe rack made of square profile in between, with 6, 8, or 10 plastic coat hangers in black



1. Dimensions and door material

	1600	1600	1600
Width	1600	1600	1600
Height	1850	1850	1850
Compartments	2 x 300	2 x 300	2 x 300
Clear opening dimensions per door (H x W x D):	510 x 245 x 465 mm	375 x 245 x 465 mm	295 x 245 x 465 mm
Assembled box lockers	3 compartments models 49010-103	4 compartments models 49010-104	5 compartments models 49010-105
for no. of persons	6	8	10
CSC	6	6	8
Order no.	49406-00	49408-00	49410-00
Price			



Steel doors



MDF decor doors

Thickness 18 mm
+ Order no.
+ Addtl. charge

+ 494060-750

+ 494080-750

+ 494100-750



HPL decor doors

Thickness 13 mm
+ Order no.
+ Addtl. charge

+ 494060-730

+ 494080-730

+ 494100-730

2. Body color (see end of catalog for color overview)



Please choose

487

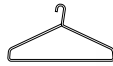
Open wardrobes

+ **Base**
instead of feet,
steel design,
100 mm high,
in body color,
with or without
height adjustment



Design	without height adjustment	with height adjustment
Locker height	1800	1800
+ Order no.	+ 4940-20	+ 4940-21
+ Addtl. charge		

+ **Special coat hangers**
in black, bulk



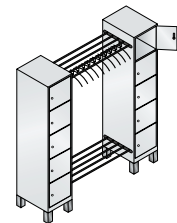
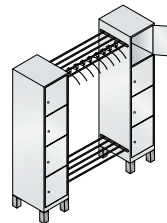
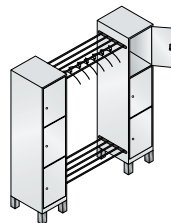
Design	plastic
+ Order no.	+ 8078-703
+ Addtl. charge	



Order no. 49408-02
+ 494082-750 (MDF decor doors)

Locker with feet, compartment width 400 mm

On feet 150 mm high, depth 500 mm.
Locker consisting of two box lockers,
hat shelf and shoe rack made of square profile
in between, with 6, 8, or 10 plastic
coat hangers in black



1. Dimensions and door material

	1800	1800	1800
Width	1800	1800	1800
Height	1850	1850	1850
Compartments	2 x 400	2 x 400	2 x 400
Clear opening dimensions per door (H x W x D):	510 x 345 x 465 mm	375 x 345 x 465 mm	295 x 345 x 465 mm
Assembled box lockers for no. of persons	3 compartments models 49010-123 6	4 compartments models 49010-124 8	5 compartments models 49010-125 10
CSC	8	8	10
Order no.	49406-02	49408-02	49410-02
Price			



+



Thickness 18 mm
+ Order no.
+ Addtl. charge

+ 494062-750

+ 494082-750

+ 494102-750

+



Thickness 13 mm
+ Order no.
+ Addtl. charge

+ 494062-730

+ 494082-730

+ 494102-730

3. Door color (door decor for MDF or phenolic HPL design if applicable)



Please choose

487

S 3000 EVOLO

Laundry collecting and dispensing lockers

+ **Laundry bags**
made of 100% polyester,
with 4 hanging loops,
Packaging unit:
5 pieces



Design

White

+ Order no.

+ 48270-7015

+ Addtl. charge



Order no. 48060-205



Order no. 48170-210

Lockers with feet

on feet 150 mm high, depth 500 mm

Attention! Locker with integrated slope (order no. 8000-38) not possible

1. Dimensions and design

	420	420	810	810	420
Width	420	420	810	810	420
Height	1850	1850	1850	1850	1850
Doors	5	10	10	20	1
Clear opening dimensions	per door 269 x	per door 126 x	per door 269 x	per door 126 x	per swing flap 282 x
H x W x D	251 x 475	251 x 475	295 x 475	295 x 475	270 x 475

Description

Laundry dispensing lockers
with central door by which the entire column of compartments can be opened at once (e.g. for loading). Compartments and central doors with cylinder lock and 2 keys, longer delivery time

Laundry collecting lockers
one swing flap at the top in the hinged door, hinged door with cylinder lock and 2 keys. Laundry bag retaining hooks inside

Steel doors

CSC

Order no.

Price

6
48060-105

7
48060-110

8
48060-205

8
48060-210

6
48070-210

Lockers with base

on base 100 mm high, depth 500 mm

Attention! Locker with integrated slope (order no. 8000-38) not possible

1. Dimensions and design

	420	420	810	810	420
Width	420	420	810	810	420
Height	1800	1800	1800	1800	1800
Doors	5	10	10	20	1
Clear opening dimensions	per door 269 x	per door 126 x	per door 269 x	per door 126 x	per swing flap 282 x
H x W x D	251 x 475	251 x 475	295 x 475	295 x 475	270 x 475

Description

see above

see above

Steel doors

CSC

Order no.

Price

6
48160-105

7
48160-110

8
48160-205

8
48160-210

6
48170-210

2. Body and door color (see end of catalog for color overview)



Please choose 487

+ Accessories

Additional fittings, locks 81 - 85

The S 3000 Evolo accessory range offers:

The difference lies in the details! C+P offers a multitude of practical additional fittings and upgrading components. For you this means:

- All requirements can be met for a customized result
- Lockers "made-to-order" for the specific location
- All parts can be ordered separately (no additional charge packages, you only pay for what you need!)
- Many parts can also be retrofitted
- Excellent price-performance ratio thanks to C+P modular system

Wet room design*

see also page 24

electrolytically galvanized, enamel coated, compartment widths 300 and 400 mm, additional charge per compartment width

for lockers with	feet or base	bench
Order no.	8000-20.	8000-21.
+ Addtl. charge		



Top locker bag unit

approx. 200 mm high for retrofitting, made of black gray MCPB material

Please consult us about your specific projects.



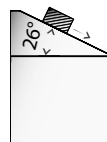
Order no. 49050-40 with additional fittings:

- 1 x 8000-7035 (plastic bench slats)
- 4 x 8050-7010 (shoe rack)
- 1 x 4934-70 (slope top)
- 4 x 8000-21 (electrolytically zinc-plated design)

Slanted roof designs

Depth 500 mm

Slope top
approx. 230 mm higher in the back for retroactive fitting



Slope top
Can be retrofitted later, prevents objects from being left on top



Compartment width for number of compartments	300/400	300/400	300/400	300
CSC	1	2	3	4
Order no.	4931/41-70	4932/42-70	4933/43-70	4934-70
+ Addtl. charge				

Door designs

Additional charge per door

Doors smooth

without louvers, without label holders (ensure alternative ventilation e.g. using the ventilation hole pattern!)



Order no.
+ Addtl. charge

8001-303

Door with perforated panel

for models 49010-49090, compartment width 300/400 mm (square perforations approx. 23 mm with bars approx. 5 mm), 3-bolt latch recommended



8001-323

Base

(not for open wardrobes on page 78/79)

Order no.
+ Addtl. charge

Base with height adjustment



4900-707

S 3000 EVOLO

Partitions

below the storage shelf, additional charge per compartment

made of steel
in swivel design,
cannot be retrofitted



Partition H x W

1000 x 460

Order no.

0080-00

+ Addtl. charge

made of steel
in fixed design,
cannot be retrofitted



1280 x 420

0092-00


made of translucent plastic,
movable and swivel design,
low-maintenance



1210 x 300

4500-705

made of blue linen material
movable and swivel design,
with several pockets



1170 x 450

4500-706

Additional fittings

Shoe shelf
Steel,
coated in black gray
(installation height 250 mm)



Compartment width

300

400

Order no.

4900-765

4900-766

Price

Security compartment inside*
(instead of the hat shelf)
with cylinder lock,
not possible for
order no. 8000-38



300/400

8053-00

Mirror
to be mounted by the
customer, price per door



small, W x H
110 x 90 mm

large, W x H
180 x 300 mm

-

-

4500-761

4500-762

Standard coat hanger
Hardwood varnished
in black (with special
mounting)



-

8000-061

Additional fittings

Prices per door

Towel holder
for mounting on doors hinged
on the right



Design for

Steel doors

Decor doors

Compartment width

300

300/400

Order no.

4900-770

4900-7703

Price

Towel and shower gel holder
for mounting on doors hinged
on the right



Steel doors

Decor doors

400

300/400

4900-772

4900-7723

Flip-flop and shoe holder
(not suitable for lockers with storage
box or partitions)



Steel doors

Decor doors

300

400

300/400

4900-773

4900-7732

4900-7733

Additional fittings

Prices per door

Door opening limiter 90°
addtl. charge for **steel**
doors, for user instructions
see page 77



Compartment width

300

400

Order no.

4900-700

4900-702

Price

Double sliding hooks
as replacement,
per piece



-

8500-012

Shoe rack
for models with **built underneath**, retrofitting possible
since May 1st 2012, addtl. charge
per compartment



300

400

8050-7010

8052-7010

Shoe rack
for models with
bench **in front**, retrofitting
not possible, addtl. charge
per compartment



300

400

8030-701

8032-701

Additional accessories

Wall mount

with additional support bracket, price per compartment



Order no. **8000-34**
Price

Additional fittings in the locker

Shoe tray
made of plastic, removable, with bottom spacers



Order no. **4500-707**
Price

Padlocks

for turning bolts and safety turning bolts, bolt size approx. 6 mm

Brass design, 2 keys, up to 300 different key numbers



Order no. **0002-10**
Price

Brand lock in brass design with precision cylinder, 2 keys, up to 168,000 different key numbers



Order no. **0002-11**
Price

High-gloss chrome-plated with number combination, without keys



Order no. **0002-12**
Price



Play it safe – with the new standard C+P safety turning bolt



The problem

Conventional turning bolt latches are highly susceptible to break-ins because the latch can be overwound.

The burglar uses the padlock as a lever (the longer the shackle, the greater the leverage). Overwinding destroys the locking mechanism and opens the way to the locker compartment.



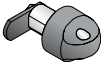



The C+P solution

The C+P safety turning bolt cannot be overwound because it "spins" when it is closed, thus preventing tampering!



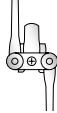
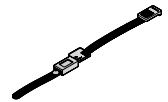
The cylinder lock engages only when the padlock is removed, and the door can be opened simply by turning the knob. For lock bolt size 6-8 mm.

Accessories for lockers

Turning bolt latch and cylinder locks not for assembled box lockers

Prices per lock	Basic design		Optional					
	Turning bolt latch	Cylinder lock in black with 2 keys		Lock in moisture-proof design cylinder lock in black				
								
	for padlock incl. lock guard	up to 1000 different key numbers	up to 6000 different key numbers	via master key system with security certificate*	via master key system without security certificate*	up to 1000 different key numbers	via master key system with security certificate*	via master key system without security certificate*
Order no.	4900-718	4900-721	4900-723	4900-724	4900-725	4900-7212	4900-7242	4900-7252
Unit price								
+ Addtl. charge	Standard							

Keys, locks, and wristband for cylinder locks

	Spare keys for cylinder lock		Master key for master key system		3-bolt latch**	Perlon wristband for cylinder locks
						
	Spare key for lock 4900-721	Spare key for lock 4900-723	with security certificate*	without security certificate*	with locking rods	Please indicate numbering from-to and list desired color no. ¹⁾
Order no.	0006-21	0006-00	0011-00	0012-00	8000-23	8501-05..
Price						

¹⁾ 51 black 56 gray
 52 white 61 green
 53 red 67 yellow
 55 blue

Locking no. according to customer requirements	for cylinder lock (longer delivery time)
Additional charge per lock	
Order no.-..99
+ Addtl. charge	

Additional accessories for all lockers

Door protection and numbering




Design
 Order no.
 Price

Door protection
 also suitable for holding number plate model 4400-744. Only possible with cylinder lock models 4900-721, 4900-723, 4900-724, 4900-725



plastic
4400-742

Number plate for easy DIY attachment above the door protection (please specify desired 3-digit numbering!), to be used only in conjunction with door protection, not suitable for coin-operated deposit locks



plastic
4400-744








SAFE-O-MAT locks **107** + **165**






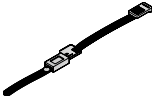
Coin-operated deposit lock **107**

Accessories for assembled box lockers

Turning bolt latch and cylinder locks only for assembled box lockers

Prices per lock	Basic design				Optional			
	Cylinder lock	Cylinder lock in black with 2 keys		Lock in moisture-proof design cylinder lock in black		Turning bolt latch		
								
	up to 1000 different key numbers	up to 6000 different key numbers	via master key system with security certificate*	via master key system without security certificate*	up to 1000 different key numbers	via master key system with security certificate*	via master key system without security certificate*	for padlock incl. lock guard
Order no.	4900-721	4900-723	4900-724	4900-725	4900-7212	4900-7242	4900-7252	4900-718
Unit price								
+ Addtl. charge	Standard							

Keys and wristband for cylinder locks

	Spare keys for cylinder lock		Spare key for master key system		Master key for master key system		Perlon wristband for cylinder locks
							
	Spare key for lock 4900-721	Spare key for lock 4900-723	with security certificate*	without security certificate*	with security certificate*	without security certificate*	Please indicate numbering from-to and list desired color no. ¹⁾
Order no.	0006-21	0006-00	0010-11	0006-00	0011-00	0012-00	8501-05..
Price							

¹⁾ 51 black 56 gray
 52 white 61 green
 53 red 67 yellow
 55 blue



Additional accessories for all lockers

Key ring

Plastic key ring
with S-hook, Ø 30 mm,
please indicate numbering

Optional integrated numbering
thanks to self-adhesive film
in the embossed label holder
(please specify from-to
numbering and indicate color²⁾)

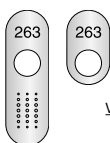
Locker numbering
for **decor** doors (MDF
and phenolic HPL), please
specify from-to numbering
and color ³⁾



Design	black	white	aluminum color	self-adhesive	self-adhesive
Order no.	8502-0851	8502-0852	8502-0862	4900-701..	4900-749..
Price					

Number plates

Please specify numbering



Number plates
in lock area, self-adhesive,
separate for easy DIY assembly

with integrated door protection,
123 x 39 x 1.0 mm,
only suitable for cylinder locks

without integrated door protection,
68 x 39 x 1.0 mm,
only suitable for cylinder locks

Stainless steel number plate
self-adhesive, 30 x 50 x 1.0 mm

263

Design	plastic	Stainless steel	plastic	Stainless steel	Stainless steel
Order no.	4902-0601	4901-0601	4902-0611	4901-0611	8501-06
Price					

Can do more than others: S 6000 CAMBIO

C+P Cambio is more than just a locker!
The following facts are what makes this range so incomparable:

- **Innovative ventilation**
and drying by means of the SVL, FVL, or FVLD concepts
- **Optimum use of space and interior design**
thanks to corner, niche, and front end solutions
- **Underbench solutions designed to meet your needs**
for adaptation to any room situation
- **Choice of many materials and colors**
for every taste and every requirement
- **Body and steel doors electrolytically zinc-plated as a standard**
- **Vast interior space** thanks to a body height of 1850 mm plus sub-frame (feet or base)



Lockers



The C+P Cambio locker offers plenty of space for customized solutions, some of which will be shown on the following pages. The range of possibilities is endless: Locker fronts with irradiated/milled motifs, business class designs, electronic locking systems, and much more.

Let us know your ideas and send us your project-specific inquiry! In the world of changing rooms and locker systems, Cambio is the professional solution for nearly all furnishing needs.

For additional furnishing examples from a market leader, please see the Cambio product series brochures or our website at www.cp.de/cambio



The optimum: S 6000 CAMBIO



The Cambio ventilation concepts are explained in detail on pages 90-91



Decor fronts (phenolic HPL)

For our Cambio S 6000 series lockers and assembled box lockers with decor fronts, you can choose from the following decors (other decors on request):




Ingenious and pleasant for the highest standards.



Feet 130 mm high with protective sleeves, can be adjusted in height from inside and outside



Single- or double-walled doors with insulation:
Single-walled steel doors with closed side profiles for the highest level of stability.
Double-walled doors in sandwich construction with convenient body sound absorption.



Door opening limiter 90° standard design. New design with special heavy-duty, plastic-coated stainless steel cable.



Lockers




Lockers 92




Double-tier lockers 94



Box lockers 96





Z lockers and corner solutions 100



Stainless steel hinge:
For phenolic HPL decor doors



For integration with Cambio: all common mechanical and electronic locking systems, from turning bolt latches to coin-operated locks to electronic locking systems as part of complete building automation (see pages 106, 107, 160-165).



Cylinder lock:
with 2 keys as standard fitting.

S 6000 CAMBIO



Systemized ventilation and drying.

They all have holes and louvers. Somehow ventilation is supposed to be achieved through them. But is that enough?

In C+P Cambio, self-ventilation through the SVL concept® was tested and confirmed in scientific investigations.

Damp clothing dries much quicker in Cambio thanks to the effective flow behavior enforced by its design - guaranteed and without any additional energy input! In addition, the FVL and FVLD concepts are available for special drying tasks.

SVL concept®

Self-Ventilation concept (SVL)
= effective drying without additional ventilation equipment!

(standard)



Applications for the **SVL concept®**:

Can be used for 90% of all drying tasks! Depending on moisture content, clothing may dry in 6-14 hours. The room temperature should be approx. 20° C with a relative humidity of approx. 50% (normal climate in Central Europe).



FVL concept

Forced Ventilation concept (FVL)
means elimination of odors by means of high air flow rates and improved drying thanks to connection to an on-site ventilation system.

(additional equipment)



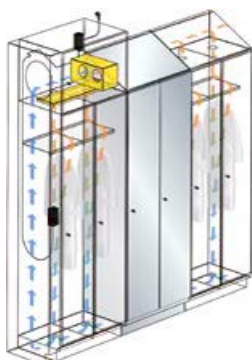
Applications for the **FVL concept**:

Can be used wherever odors need to be eliminated while performing normal drying tasks. Depending on moisture content, clothing may dry in 6-14 hours. The room temperature should be approx. 20° C with a relative humidity of approx. 50% (normal climate in Central Europe).

FVLD concept

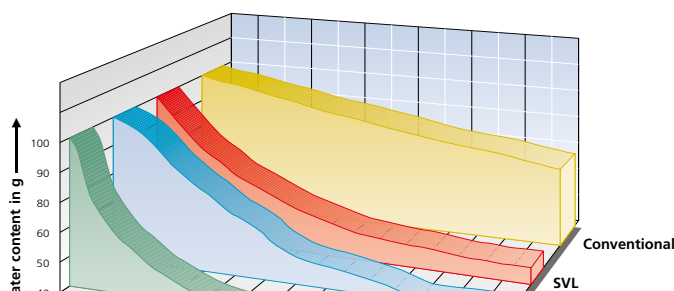
Forced Ventilation concept with Drying (FVLD) means **effective air renewal with an electric dryer** and additional ventilation equipment!

(additional equipment)



Applications for the **FVLD concept**:

Can be used wherever a very high amount of damp clothing must be dried in a short time. Depending on moisture content clothing may take only few hours to dry.



Comparison of the concepts

Comparison of drying of conventional lockers and lockers with the SVL, FVL, and FVLD concept by C+P:

SVL = locker with SVL concept®

FVL = locker with FVL concept


FVLD = locker with FVLD concept

S 6000 CAMBIO

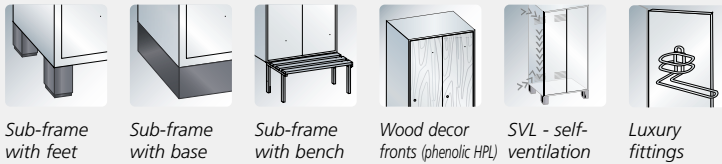
The S 6000 Cambio series offers more:

- Sturdy steel construction with overlay doors and high-quality enamel coating
- 54° slope on the body interior - for high stability and an easy, convenient way to remove clothing**
- New ventilation system with the SVL concept® as standard feature (see previous page)!**
- Fronts made of steel (single-walled, optionally double-walled or insulated) or phenolic HPL (optional) with wood decor for an even more attractive appearance
- Door hinges for sheet steel doors made of aluminum/plastic
- Door hinges for phenolic HPL decor fronts made of stainless steel
- Door opening limiter 90° for outstanding closing characteristics as standard fittings
- Body and steel doors electrolytically zinc-plated as a standard**
- Cylinder lock with 2 keys
- Optimum air circulation due to defined ventilation spaces in front of and behind the storage shelf**
- Sturdy wardrobe rail made of oval profile, 4 twist-proof hooks with system holder, e.g. for coat hangers or movable partitions
- Wide variety of interior fitting solutions for any requirement
- Slot-in shoe shelf, can be easily retrofitted by users**

- Height adjustment through adjustable plastic feet 130 mm high, can be easily adjusted from inside and outside
- Base height-adjustable
- Wear-resistant plastic feet ensure protection from corrosion
- Sub-frame alternatively with feet or base as well as with spacious storage box or bench on request



- A** Locker rows or individual lockers 92
- B** Corner lockers 102



Sub-frame with feet Sub-frame with base Sub-frame with bench Wood decor fronts (phenolic HPL) SVL - self-ventilation Luxury fittings

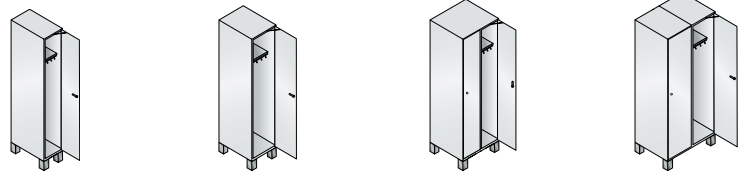
Lockers S 6000 Cambio

with SVL concept® and drying guarantee as standard features, see page 90 and 91



A Lockers with full-length doors

on feet 130 mm high, depth 525 mm.
Clear opening dimensions per door:
1757 x 262/362 x 480 mm (H x W x D),
each compartment with storage shelf,
wardrobe rail and 4 hooks



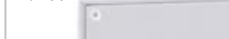
1 Dimensions and door material

Steel doors single-walled



Width	300	400	600	800
Height	1980	1980	1980	1980
Compartments	1 x 300	1 x 400	2 x 300	2 x 400
CSC	2	3	4	5
Order no.	45100-10	45100-12	45100-20	45100-22
Price				

+ Steel doors double-walled



Thickness 19 mm				
+ Order no.	+ 45110-710	+ 45112-710	+ 45120-710	+ 45122-710
+ Addtl. charge				

+ HPL decor doors



Thickness 13 mm				
+ Order no.	+ 45110-730	+ 45112-730	+ 45120-730	+ 45122-730
+ Addtl. charge				

2 Body color (see end of catalog for color overview)

Please choose

3 Door color (door decor for phenolic HPL design if applicable)

Please choose


Lockers

Standard design of the steel locker doors:

- Single-walled, reinforced steel doors for a high degree of stability, Standard
- Optional: Double-walled doors in sandwich construction with body sound absorption through integrated sturdy honeycomb cardboard providing a pleasant sound behavior

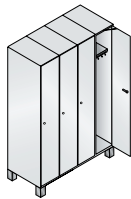
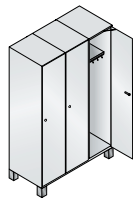
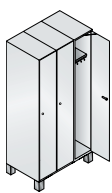
Decor fronts (phenolic HPL)

For our Cambio S 6000 series lockers and assembled box lockers with decor fronts, you can choose from the following decors (other surfaces on request):



Order no. 45100-20

Order no. 45100-20
+ 45120-730 (phenolic HPL decor doors in Sen ash) + 4500-700 (base)



1.	900	1200	1200
	1980	1980	1980
	3 x 300	3 x 400	4 x 300
	5	6	6
	45100-30	45100-32	45100-40

+ **Base**
instead of feet,
steel design,
100 mm high,
height adjustment



+			
	+ 45130-710	+ 45132-710	+ 45140-710

+			
	+ 45130-730	+ 45132-730	+ 45140-730

Color (standard)	Black gray RAL 7021
Locker height	1950
+ Order no.	+ 4500-700
+ Addtl. charge	

+ **Accessories**
Additional fittings, locks

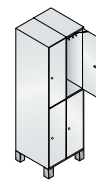
102 | 107 |

S 6000 CAMBIO



A Lockers with 2 tiers

on feet 130 mm high, depth 525 mm.
Clear opening dimensions per door:
862 x 262/362 x 480 mm (H x W x D), each
compartment with wardrobe rail and 4 hooks




1. Dimensions and door material

Steel doors single-walled



	300	400	600	800
Width	300	400	600	800
Height	1980	1980	1980	1980
Compartments	1 x 300	1 x 400	2 x 300	2 x 400
CSC	2	3	4	5
Order no.	45101-10	45101-12	45101-20	45101-22
Price				

+ Steel doors double-walled



Thickness 19 mm				
+ Order no.	+ 45210-710	+ 45212-710	+ 45220-710	+ 45222-710
+ Addtl. charge				

+ HPL decor doors



Thickness 13 mm				
+ Order no.	+ 45210-730	+ 45212-730	+ 45220-730	+ 45222-730
+ Addtl. charge				

2. Body color (see end of catalog for color overview)



Please choose 487

3. Door color (door decor for phenolic HPL design if applicable)



Please choose 487

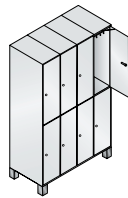
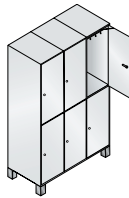
Double-tier lockers



Order no. 45101-20
+ 45220-710 (Steel doors double-walled)



Order no. 45101-20
+ 45220-730 (phenolic HPL decor doors)



	900	1200	1200
	1980	1980	1980
	3 x 300	3 x 400	4 x 300
	5	6	6
	45101-30	45101-32	45101-40
➤	+ 45230-710	+ 45232-710	+ 45240-710
➤	+ 45230-730	+ 45232-730	+ 45240-730

➤ **Base**
instead of feet,
steel design,
100 mm high,
height adjustment



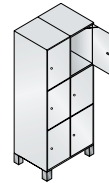
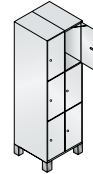
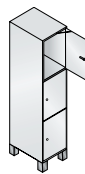
Color (standard)	Black gray RAL 7021
Locker height	1950
+ Order no.	+ 4500-700
+ Addtl. charge	

➤ **Accessories**
Additional fittings, locks **103** | - **107**



A Lockers with 3 tiers

on feet 130 mm high, depth 525 mm.
Clear opening dimensions per door:
562 x 262/362 x 480 mm (H x W x D),
without interior fittings



1. Dimensions and door material

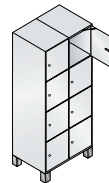
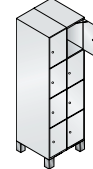
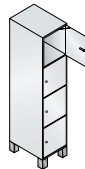
Steel doors single-walled



	300	400	600	800
Width	300	400	600	800
Height	1980	1980	1980	1980
Compartments	1 x 300	1 x 400	2 x 300	2 x 400
CSC	3	4	5	6
Order no.	45102-10	45102-12	45102-20	45102-22
Price				

A Lockers with 4 tiers

on feet 130 mm high, depth 525 mm.
Clear opening dimensions per door:
412 x 262/362 x 480 mm (H x W x D),
without interior fittings




1. Dimensions and door material

Steel doors single-walled



	300	400	600	800
Width	300	400	600	800
Height	1980	1980	1980	1980
Compartments	1 x 300	1 x 400	2 x 300	2 x 400
CSC	3	4	5	6
Order no.	45103-10	45103-12	45103-20	45103-22
Price				

+ Steel doors double-walled



Thickness 19 mm				
+ Order no.	+ 45410-710	+ 45412-710	+ 45420-710	+ 45422-710
+ Addtl. charge				

+ HPL decor doors



Thickness 13 mm				
+ Order no.	+ 45410-730	+ 45412-730	+ 45420-730	+ 45422-730
+ Addtl. charge				

2. Body color (see end of catalog for color overview)



Please choose 487

3. Door color (door decor for phenolic HPL design if applicable)



Please choose 487

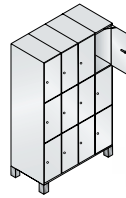
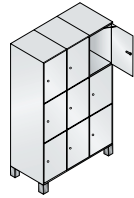
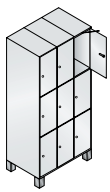
+ **Base**
instead of feet,
steel design,
100 mm high,
height adjustment



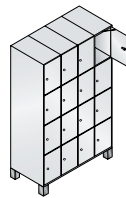
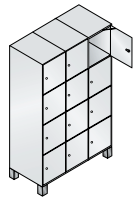
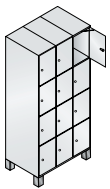
Color (standard)	Black gray RAL 7021
Locker height	1950
+ Order no.	+ 4500-700
+ Addtl. charge	



Order no. 45102-32
+ 4500-700 (base)



1.	900	1200	1200
	1980	1980	1980
	3 x 300	3 x 400	4 x 300
	6	7	8
	45102-30	45102-32	45102-40



1.	900	1200	1200
	1980	1980	1980
	3 x 300	3 x 400	4 x 300
	6	7	8
	45103-30	45103-32	45103-40

+	+ 45430-710	+ 45432-710	+ 45440-710
----------	-------------	-------------	-------------

+	+ 45430-730	+ 45432-730	+ 45440-730
----------	-------------	-------------	-------------



Order no. 45102-20
+ 45420-730 (phenolic HPL decor
doors in Danube maple)
+ 4500-700 (base)

+ **Accessories**
Additional fittings, locks **103** - **107**

S 6000 CAMBIO



+ **Base**
instead of feet,
steel design,
100 mm high,
height adjustment

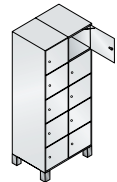
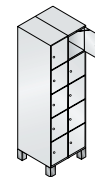
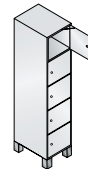
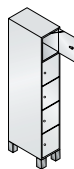
Color (standard)	Black gray RAL 7021
Locker height	1950
+ Order no.	+ 4500-700
+ Addtl. charge	



Order no. 45105-30

A Lockers with 5 tiers

on feet 130 mm high, depth 525 mm.
Clear opening dimensions per door:
322 x 262/362 x 480 mm (H x W x D),
without interior fittings



1. Dimensions and door material

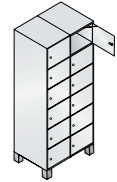
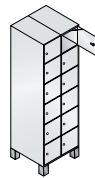
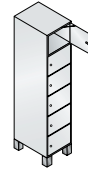
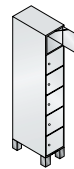
Steel doors single-walled



	300	400	600	800
Width	300	400	600	800
Height	1980	1980	1980	1980
Compartments	1 x 300	1 x 400	2 x 300	2 x 400
CSC	4	5	6	7
Order no.	45104-10	45104-12	45104-20	45104-22
Price				

A Lockers with 6 tiers

on feet 130 mm high, depth 525 mm.
Clear opening dimensions per door:
262 x 262/362 x 480 mm (H x W x D),
without interior fittings



1. Dimensions and door material

Steel doors single-walled



	300	400	600	800
Width	300	400	600	800
Height	1980	1980	1980	1980
Compartments	1 x 300	1 x 400	2 x 300	2 x 400
CSC	4	5	6	7
Order no.	45105-10	45105-12	45105-20	45105-22
Price				

+ Steel doors double-walled



Thickness 19 mm				
+ Order no.	+ 45610-710	+ 45612-710	+ 45620-710	+ 45622-710
+ Addtl. charge				

+ HPL decor doors



Thickness 13 mm				
+ Order no.	+ 45610-730	+ 45612-730	+ 45620-730	+ 45622-730
+ Addtl. charge				

2. Body color (see end of catalog for color overview)

Please choose **487**

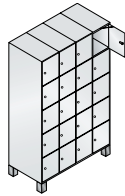
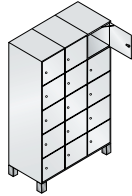
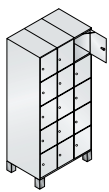



3. Door color (door decor for phenolic HPL design if applicable)

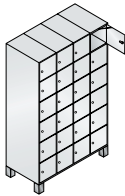
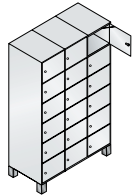
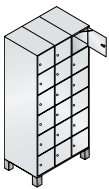
Please choose **487**



Box lockers



1.	900	1200	1200
	1980	1980	1980
	3 x 300	3 x 400	4 x 300
	8	9	10
	45104-30	45104-32	45104-40



1.	900	1200	1200
	1980	1980	1980
	3 x 300	3 x 400	4 x 300
	8	9	10
	45105-30	45105-32	45105-40

+	+ 45630-710	+ 45632-710	+ 45640-710
----------	-------------	-------------	-------------

+	+ 45630-730	+ 45632-730	+ 45640-730
----------	-------------	-------------	-------------

+ **Accessories**
Additional fittings, locks **103** - **107**



Z lockers offer more:

- Optimum use of the interior space for 2 users, with low floor-space requirements
- For use in areas that only offer enough space for a double-tier locker but still require long garments to be hung
- **Lots of storage space!** Large, bulky bags or helmets, long garments, shoes, and small objects all have their place
- Excellent view of locker content thanks to the **functional interior arrangement**
- Each compartment has a rail with 3 hooks on the side
- **All users have compartments of exactly the same size**



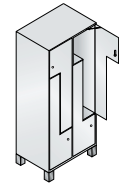
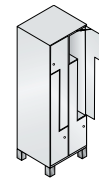
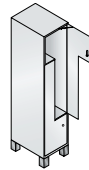
Vectogram on an phenolic HPL door (optional)



Order no. 45180-224

1. Z lockers

on feet 130 mm high, Each compartment has a rail with 3 hooks on the side

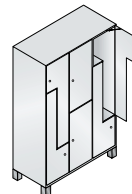
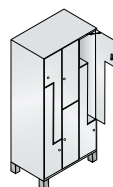


1. Dimensions and door material

	300	400	600	800
Width	300	400	600	800
Depth	525	525	525	525
Height	1980	1980	1980	1980
Description	for 2 persons	for 2 persons	for 4 persons	for 4 persons
HPL decor doors	2	3	4	5
CSC	45180-132	45180-122	45180-234	45180-224
Order no.				
Price				

1. Z-Combination lockers

on feet 130 mm high, with two Z compartments each on the left and right, double-tier compartment in the middle



1. Dimensions and door material

	900	1200
Width	900	1200
Depth	525	525
Height	1980	1980
Description	for 6 persons	for 6 persons
HPL decor doors	5	6
CSC	45181-336	45181-326
Order no.		
Price		



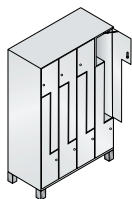
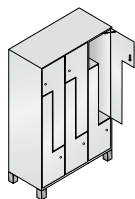
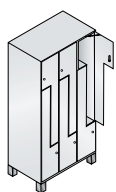
The practical, sturdy wardrobe rail made of oval profile with 3 twist-proof sliding hooks is very user-friendly and allows several garments to be hung at intervals.

2. Body color (see end of catalog for color overview)

Please choose 487

3. Door decor

Please choose 487



1.

900	1200	1200
525	525	525
1980	1980	1980
for 6 persons	for 6 persons	for 8 persons
5	6	6
45180-336	45180-326	45180-438




+ **Base**
instead of feet,
steel design,
100 mm high,
height adjustment

Color (standard)	Black gray RAL 7021
Locker height	1950
+ Order no.	+ 4500-700
+ Addtl. charge	



Order no. 45181-326

+ **Accessories**
Additional fittings, locks **103** | **107**



B Corner lockers
on feet 130 mm high



1. Dimensions and door material

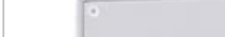
	500/213	500/213
Depth	500/213	500/213
Height	1980	1980
Clear opening dimensions per door (H x W x D)	1610 x 262 x 260	780 x 262 x 260
Description	with one full-length door, storage shelf and 2 turnable triple hooks	with 2 doors and 2 compartments on top of one another, 2 triple swivel hooks per compartment

Steel doors single-walled



CSC	3	3
Order no.	45100-90	45101-90
Price		

+ Steel doors double-walled



Thickness 19 mm		
+ Order no.	+ 45110-710	+ 45210-710
+ Addtl. charge		

+ HPL decor doors



Thickness 13 mm		
+ Order no.	+ 45110-730	+ 45210-730
+ Addtl. charge		



2. Body color (see end of catalog for color overview)

Please choose **487**

3. Door color (door decor for phenolic HPL design if applicable)

Please choose **487**

+ Accessories

Additional fittings, locks **103 - 107**

+ Base
instead of feet, steel design, 100 mm high, height adjustment

Color (standard)	Black gray RAL 7021
Locker height	1950
+ Order no.	+ 4500-700
+ Addtl. charge	

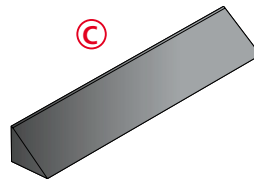


Design variants and accessories



C Slope tops

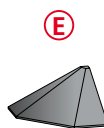
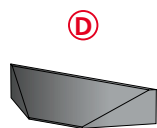
without locker: rear approx. 230 mm high (= nothing can be left on top of the locker)




for locker width	300	400	600	800	900	1200	1200
for compartments	1 x 300	1 x 400	2 x 300	2 x 400	3 x 300	3 x 400	4 x 300
+ Order no.	+ 4531-70	+ 4541-70	+ 4532-70	+ 4542-70	+ 4533-70	+ 4543-70	+ 4534-70
+ Addtl. charge							

Slope tops

for corner on existing corner locker



Design	Interior corner	Exterior corner
for compartments	1 x 300	1 x 300
+ Order no.	+ 4591-70	+ 4590-70
+ Addtl. charge		



Pairs of doors closing in the middle*

Doors with joint lock, price per pair

for series	45100-20	45100-22
Locker width	600	800
+ Order no.	+ 45107-20	+ 45107-22
+ Addtl. charge		

Base planking panel

Black gray plastic, 100 mm high, with bottom sealing lip, self-adhesive

per running meter	
+ Order no.	+ 4400-7002
+ Addtl. charge	



Experience this space-saving miracle.

Make optimal use of your C+P changing room and locker furniture.

That's no problem with C+P's well thought out locker accessories. The versatile interior fitting solutions ensure that all the space is used. You'll be amazed at all the extras that fit into your C+P steel locker.

Additional fittings in the locker

Shoe tray
made of plastic, removable, with bottom spacers



Order no. **4500-707**

Price

Coat hanger with laundry net
the classic option for pools, spas, and similar facilities



Order no. **8501-04251**

Coat hanger with multi-function hooks
As an alternative to the net, for example for areas with special hygiene requirements



Order no. **8501-04**

Towel hanger
movable, for easier drying of large towels




Order no. **4500-760**

Additional fittings in the housing

Slot-in shoe shelf

installation height approx. 250 mm, can be easily retro-fitted by users



Design for compartment width	Steel, black gray coating		Stainless steel	
	300	400	300	400
Order no.	4500-765	4500-766	4500-765E	4500-766E
Price				

Partitions below the storage shelf

made of translucent plastic, movable and swivel design, low-maintenance




Partition H x W	1210 x 300
Order no.	4500-705
Price	

made of blue linen material, movable and swivel design, with several pockets



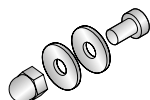
Partition H x W	1170 x 450
Order no.	4500-706
Price	

Labeling systems 132



Locker connectors for side

(1 set for 2 lockers), for linking 2 lockers



Order no.	4500-715
Price	

Shield panel exterior,

addtl. charge per compartment, for compartment rear panel with back-to-back configuration

Compartment width	300	400
Order no.	4500-10	4500-11
Addtl. charge		



Equipment solutions for the locker door

The easy way to keep things neat!

Use the door insides of your C+P changing room and locker furniture as an extra storage area.


Your benefits

- More space inside
- Accessories easy to reach
- Neat storage of even small items
- User-friendly handling
- Suitable for a variety of door materials, please inquire



Additional fittings

Towel holder for steel and decor doors hinged on the right



for compartment width

300

Design for **steel** doors

singled-walled

double-walled

Order no.

4500-775

4500-770R

Price

Design for **decor** doors


phenolic HPL doors

Order no.

4500-7703R

Price

Towel and shower gel holder for steel and decor doors hinged on the right



400

singled-walled

double-walled


4500-776

4500-771R

phenolic HPL doors

4500-7713R

Flip-flop and shoe holder for steel and decor doors hinged on the right



300

400

300/400

singled-walled

singled-walled

double-walled

4500-777

4500-778

4500-773R

phenolic HPL doors

4500-7733

Mirror

for steel and decor doors, to be mounted by the customer



Width x Height

110 x 90 mm

180 x 300 mm

for compartment width

300/400

300/400

Design for **steel/decor** doors

Mirror small

Mirror large

Order no.

4500-761

4500-762

Price

Locking systems
see next page



Mechanical locking systems

At C+P you can choose from the entire range of mechanical locking systems available on the market. The basic set includes the cylinder lock and two keys. The turning bolt latch for padlocks as well as deposit locks, token-operated locks, or ticket-operated locks can be integrated as well.

Locking no. according to customer requirements	for cylinder lock (longer delivery time)
Additional charge per lock	
+ Order no.	+99
+ Addtl. charge	



Safety turning bolts as standard design:
It is impossible to destroy the locking mechanism by overwinding because the locking cylinder only engages once the padlock has been removed.



Cylinder lock:
The basic fitting for all Cambio S 6000 lockers. Every lock is supplied with 2 keys. Master key systems are available with or without a security certificate for more safety and convenience.



SAFE-O-MAT deposit lock:
The best-selling classic among coin-operated locks. Available with a traditional master key system or with the innovative PROMAX exchangeable cylinder system.



Coin-operated deposit lock:
The alternative for the basic function of the deposit lock.

For electronic locking systems and information about the functionalities of SAFE-O-MAT locks, please see pages 160-165



SAFE-O-MAT number plate:
Instead of the sign, silver, please specify numbering (order no. 8501-430).



Coin-operated lock:
As classic deposit or token-operated lock where the coin is kept as a fee for the use of the locker or compartment.



Ticket-operated lock:
The practical solution often used in public swimming facilities: The admission ticket purchased at the machine serves as a deposit at the same time. Staff IDs and club membership cards can be used for this purpose as well. Please inquire with respect to your specific needs.



Accessories

Perlon wristband for cylinder keys

Please indicate numbering from-to and list the desired color no.¹⁾

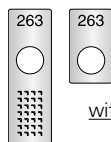
- ¹⁾ 51 black
- 52 white
- 53 red
- 55 blue
- 56 gray
- 61 green
- 67 yellow



Order no. **8501-05..**
Price

Number plates

Please specify numbering



with integrated door protection
120 x 38 x 1.0 mm

without integrated door protection
65 x 38 x 1.0 mm

Design	plastic	Stainless steel	plastic	Stainless steel
Order no.	4502-0601	4501-0601	4502-0611	4501-0611
Price				

Number plates

self-adhesive film

Please specify numbering from-to and color black (51), white (52), black gray (72), or white aluminum (65)







Order no. **4400-749..**
Price




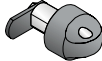


Additional door protection/
number plate..... | 84

Cylinder locks

Prices per lock	Basic design		Optional				
	Cylinder lock	Cylinder lock in black with 2 keys	Lock in moisture-proof design cylinder lock in black				
							
	up to 1000 different key numbers	up to 6000 different key numbers	via master key system with security certificate*	via master key system without security certificate*	up to 1000 different key numbers	via master key system with security certificate*	via master key system without security certificate*
Order no.	4500-721	4500-723	4500-724	4500-725	4500-7212	4500-7242	4500-7252
Unit price							
+ Addtl. charge	Standard						


Keys and safety turning bolts

	Spare keys for cylinder lock		Spare key for master key system		Master key for master key system		Safety turning bolt for padlock
							
	Spare key for lock 4500-721	Spare key for lock 4500-723	with security certificate*	without security certificate*	with security certificate*	without security certificate*	see left side
Order no.	0006-21	0006-00	0010-11	0006-00	4500-726	4500-727	4500-718R
Price							


Safe-O-Mat locks

prepared for clipping on number plates. For a detailed description, see page 165

each lock with 1 key

	Twin-coin deposit lock		Token-operated lock twin-coin, multi-use	Ticket/coin-operated lock	
	alternatively use of 1 or 2 Euro coins	set to foreign currency**	set to 2 Euro deposit and 1 Euro cash function	-	
Order no.	8500-731R	8500-44R	8501-40	on request	
Addtl. charge					

Accessories for SAFE-O-MAT locks


	Promax replacement cylinder	Promax emergency key	Sign	Number plate	Wristband set, nylon	
	-	(cylinder exchange key)	for exterior, with sign SAFE-O-MAT	instead of the sign (specify numbering)	with metal latch, security screw and key pouch (please specify desired color no. ¹ and numbering)	
Order no.	8501-4101	8511-00	included	8501-430	8501-46..	
Unit price						

¹⁾ 51 black
52 white
53 red
55 blue
56 gray
61 green
67 yellow

Token-operated lock twin-coin, multi-use, for a detailed description, see page 165

Coin-operated deposit lock

Brass cylinder with 1 security key, with "standard" master key function, works with 1 Euro coins

Design	Coin-operated deposit lock	Replacement exchangeable cylinder, unit price		
Order no.	8500-745	4500-741		
+ Addtl. charge				
Design	Master key	Removal key	Spare key	
Order no.	8511-20	4500-740	8511-22	
Unit price				

For maximum requirements: S 7000 PREFINO

There are tasks that only specialists can handle. Furnishing changing rooms, for example. Where the crucial bit of extra space, functionality, and design is needed - that's where Prefino comes into play:

- **Extra-large locker capacity**
for more storage space
- **Special interior fittings**
for practical and orderly lockers
- **Absolutely sanitary**
thanks to smooth interior walls and bases
- **Optimum use of space and interior design**
thanks to versatility and reconfiguration options
- **Double-walled design**
for interior lighting, safe and clean online locking systems, and much more
- **Body and steel doors electrolytically zinc-plated as a standard**



Steel



Stainless steel



Phenolic HPL decor

The durable system body made of steel (alternatively stainless steel or aluminum) is the ideal basis for creative door variants in different materials.

For additional furnishing examples from a market leader, please see the Prefino product series brochures or our website at www.cp.de/prefino





Real-wood veneer



Glass with printed motifs



Phenolic HPL with vectogram



Prefino offers countless customization options.

We look forward to your project-specific inquiry and will gladly provide you with an offer tailored to your specific needs.





Have a seat!

Depending on a building's design, a variety of different sub-frames can be utilized with locker systems. Prefino is flexible - and therefore well equipped for any challenge.

In addition to the classic foot and base designs, integrated bench solutions are becoming more and more commonplace. Be it overhanging benches on an existing base, benches built in front with shorter doors, or benches with storage boxes underneath: Prefino is the best choice for an ideal outcome.



All of the sub-frames shown here are very easy to clean, in part thanks to the clear-cut corner solutions. For you, this means extraordinarily sanitary conditions and simple, fast, and therefore cost-effective cleaning. Furthermore, the option with storage boxes underneath offers additional space that has generally gone unused - a true added benefit for visitors.

We look forward to your project-specific inquiry.



Bench with storage box underneath:

The bench surface serves as a lid that can be opened only by the user of the locker. It ensures that bags, helmets, and other items can be stored comfortably and removed easily.



A clean solution.

In areas with high hygiene requirements (such as the food industry), locker systems have to meet special demands. The connection to existing ventilation and extraction systems also requires a professional solution.



Benches in front with phenolic HPL seat:
 This version as well as the variant with storage box underneath can also be retrofitted on request.

Swing-over bench
 This bench serves as the transition from the contaminated area to the clean space. Street shoes remain on the contaminated side.

In addition, this also requires suitable supplementary products, such as swing-over benches, over which employees move from the "contaminated area" to the "clean area". C+P offers the perfect range for these furnishing tasks.



The highlight: S 7000 PREFINO



Sanitary and easy to clean


Thanks to the smooth interior walls and bases, "dirty corners" are a concept unknown to Prefino. The double walls offer a safe installation space for interior lighting, online locking systems, ventilation and extraction systems, and much more - a novelty on the market!

Smooth interior walls - and endless possibilities behind them



The Prefino ventilation concept


Drying and ventilation play a major role in locker design. In Prefino lockers, the optimized air flow design allows clothing to dry much faster than in conventional lockers. It offers options ranging from the effective self-drying concept (SVL) all the way to forced ventilation with an integrated dryer. (See illustration)



The allrounder for special furnishing needs.



Steel doors: Double-walled and insulated, 19 mm thick, offers unlimited color coating options.



Phenolic HPL doors: Made of high-pressure laminate, 13 mm thick and available in a variety of appealing decors.



Glass doors: Made of colored, enameled safety glass, 8 mm thick, for a particularly classy design.



Labeling and orientation: Customized numbering and pictograms (monitors integrated in the glass or mirror panel on request).

Lockers



Lockers 114




Double-tier lockers 116



Box lockers 118



Z lockers Business Class 126



Glass shelves: Made of safety glass, 8 mm thick, as an elegant and stylish solution for the interior.



Monitor and LED lighting: Can be integrated behind the attractive mirror panels.



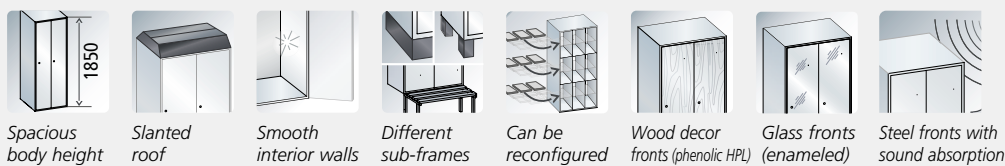
All common mechanical and electronic locking systems can be integrated in Prefino: From turning bolt latches to coin-operated locks to electronic online locking systems with central display, which also provides information about the free and occupied lockers.



S 7000 PREFINO

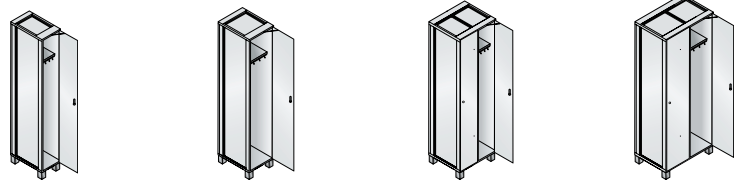
The S 7000 Prefino series offers more:

- Sturdy steel construction with multi-functional modular system, overlay doors and high-quality enamel coating
- **Spacious body height of 1850 mm (1950 mm incl. feet or base)**
- **Body and steel doors electrolytically zinc-plated as a standard**
- Fronts made of steel, optionally phenolic HPL with wood decor or enameled glass for an even more attractive appearance
- Double-walled design for high stability
- **Smooth interior walls - sanitary and easy to clean**
- Compartment sizes can also be retrofitted later
- Door opening limiter 90° and doorstop silencers for outstanding closing characteristics as standard fittings
- Cylinder lock with 2 keys
- **Novel slanted roof (optional)**
- Perforated storage shelf for improved ventilation
- Sturdy wardrobe rail made of oval profile with 4 twist-proof double coat hooks and different positioning options for optimum adjustment to user behavior
- Wide variety of interior fitting solutions for any requirement
- Sub-frame alternatively with feet or base as well as with spacious storage box or bench on request
- Optimum ventilation, alternatively through SVL (self-ventilation), FVL (forced ventilation), or FVLD concept (forced ventilation with dryer)
- Glass doors always supplied in disassembled state for safe transportation



A Lockers with full-length doors

on feet 100 mm high, depth 525 mm.
Clear opening dimensions per door:
1810 x 262/362 x 478 mm (H x W x D),
each compartment with storage shelf,
wardrobe rail and 4 hooks



1. Dimensions and door material



	300	400	600	800
Width	300	400	600	800
Height	1950	1950	1950	1950
Compartments	1 x 300	1 x 400	2 x 300	2 x 400
CSC	2	3	4	5
Order no.	46110-10	46110-12	46110-20	46110-22
Price				



HPL decor doors	Thickness 13 mm			
+ Order no.		+ 46110-730	+ 46112-730	+ 46120-730
+ Addtl. charge				+ 46122-730



Glass doors	Thickness 8 mm			
+ Order no.		+ 46110-750	+ 46112-750	+ 46120-750
+ Addtl. charge				+ 46122-750

2. Body color (see end of catalog for color overview)

Please choose **487**

3. Door color (door decor for phenolic HPL design + glass colors if applicable)

Please choose **487**

+ Accessories

Additional fittings, locks **128** - **135**


+ Steel side panel

Can be used for right or left side.

B **One panel required for each visible outer surface per row of lockers.**

Height	1850
Depth	500
CSC	1
+ Order no.	+ 4600-716
+ Addtl. charge	

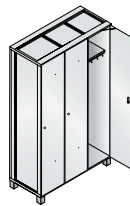
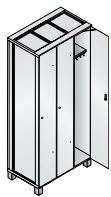
Lockers



- A** Locker rows or individual lockers..... 114
- B** Side panel.....from 114
- C** Mirror panel 130
- D** Smooth top plate..... 128
- E** Various slanted roof designs 128



Order no. 46120-30
 + 46130-730 (phenolic HPL decor doors in Oak Sereno)
 + 4600-716 (steel side panel)



1.	900	1200	1200
	1950	1950	1950
	3 x 300	3 x 400	4 x 300
	5	6	6
	46110-30	46110-32	46110-40
+	+ 46130-730	+ 46132-730	+ 46140-730
+	+ 46130-750	+ 46132-750	+ 46140-750



+ **Base**
 instead of feet,
 steel design,
 100 mm high,
 approx. 60 mm
 height adjustment

Color (standard)	Black gray RAL 7021
Locker height	1950
Order no.	...2-...
+ Addtl. charge	



Order no. 46110-20
 + 4600-716 (steel side panel)



Order no. 46210-20
+ 4600-716 (steel side panel)

A Lockers with 2 tiers

on feet 100 mm high, depth 525 mm.
Clear opening dimensions per door:
895 x 262/362 x 478 mm (H x W x D),
each compartment with wardrobe rail
and 4 hooks



1. Dimensions and door material



	300	400	600
Width	300	400	600
Height	1950	1950	1950
Compartments	1 x 300	1 x 400	2 x 300
CSC	2	3	4
Order no.	46210-10	46210-12	46210-20
Price			




	300	400	600
HPL decor doors			
Thickness 13 mm			
+ Order no.	+ 46110-730	+ 46112-730	+ 46120-730
+ Addtl. charge			



	300	400	600
Glass doors			
Thickness 8 mm			
+ Order no.	+ 46210-750	+ 46212-750	+ 46220-750
+ Addtl. charge			

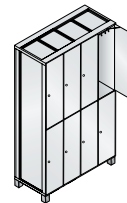
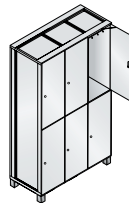
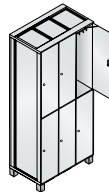
2. **Body color** (see end of catalog for color overview)
 Please choose **487**

3. **Door color** (door decor for phenolic HPL design + glass colors if applicable)
 Please choose **487**

+ **Accessories**
 Additional fittings, locks **128** - **135**

+ **Steel side panel**
 Can be used for right or left side.
B One panel required for each visible outer surface per row of lockers.

Height	1850
Depth	500
CSC	1
+ Order no.	+ 4600-716
+ Addtl. charge	



1.

800	900	1200	1200
1950	1950	1950	1950
2 x 400	3 x 300	3 x 400	4 x 300
5	5	6	6
46210-22	46210-30	46210-32	46210-40

+

+ 46122-730	+ 46130-730	+ 46132-730	+ 46140-730
-------------	-------------	-------------	-------------

+

+ 46222-750	+ 46230-750	+ 46232-750	+ 46240-750
-------------	-------------	-------------	-------------

+

Base
instead of feet,
steel design,
100 mm high,
approx. 60 mm
height adjustment

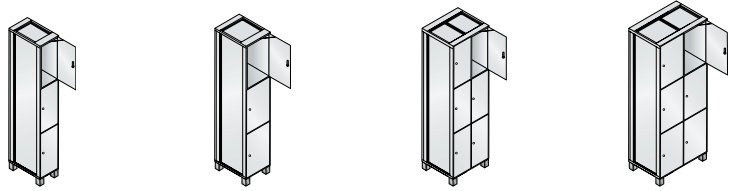
Color (standard)	Black gray RAL 7021
Locker height	1950
Order no.	...2-..
+ Addtl. charge	



S 7000 PREFINO

A Lockers with 3 tiers

on feet 100 mm high, depth 525 mm.
Clear opening dimensions per door:
590 x 262/362 x 478 mm (H x W x D),
without interior fittings



1. Dimensions and door material

Steel doors



Width	300	400	600	800
Height	1950	1950	1950	1950
Compartments	1 x 300	1 x 400	2 x 300	2 x 400
CSC	3	4	5	6
Order no.	46310-10	46310-12	46310-20	46310-22
Price				



HPL decor doors



Thickness 13 mm

+ Order no.

+ 46110-730

+ 46112-730

+ 46120-730

+ 46122-730

+ Addtl. charge



Glass doors



Thickness 8 mm

+ Order no.

+ 46310-750

+ 46312-750

+ 46320-750

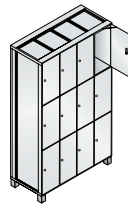
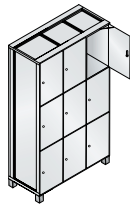
+ 46322-750

+ Addtl. charge



Order no. 46310-22
+ 4600-716 (steel side panel)

Box lockers



1.	900	1200	1200
	1950	1950	1950
	3 x 300	3 x 400	4 x 300
	6	7	8
	46310-30	46310-32	46310-40



+	+ 46130-730	+ 46132-730	+ 46140-730
+	+ 46330-750	+ 46332-750	+ 46340-750

2. Body color (see end of catalog for color overview)
 Please choose **487**

3. Door color (door decor for phenolic HPL design + glass colors if applicable)
 Please choose **487**

+ **Steel side panel**
 Can be used for right or left side.
(B) One panel required for each visible outer surface per row of lockers.

Height	1850
Depth	500
CSC	1
+ Order no.	+ 4600-716
+ Addtl. charge	

+ **Base**
 instead of feet, steel design, 100 mm high, approx. 60 mm height adjustment

Color (standard)	Black gray RAL 7021
Locker height	1950
Order no.	...2.-..
+ Addtl. charge	



+ **Accessories**
 Additional fittings, locks **128** - **135**

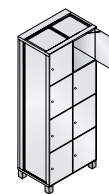
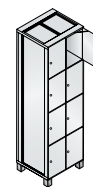
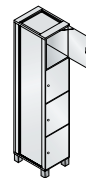
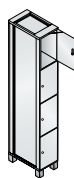


Order no. 46320-30
 + 46130-730 (phenolic HPL
 decor doors in Oak Sereno)
 + 4600-716 (steel side panel)



A Lockers with 4 tiers

on feet 100 mm high, depth 525 mm.
Clear opening dimensions per door:
437 x 262/362 x 478 mm (H x W x D),
without interior fittings



1. Dimensions and door material



	300	400	600	800
Width	300	400	600	800
Height	1950	1950	1950	1950
Compartments	1 x 300	1 x 400	2 x 300	2 x 400
CSC	3	4	5	6
Order no.	46410-10	46410-12	46410-20	46410-22
Price				

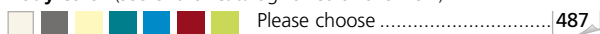


HPL decor doors	Thickness 13 mm			
+ Order no.		+ 46110-730	+ 46112-730	+ 46120-730
+ Addtl. charge				+ 46122-730

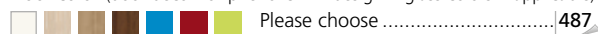


Glass doors	Thickness 8 mm			
+ Order no.		+ 46410-750	+ 46412-750	+ 46420-750
+ Addtl. charge				+ 46422-750

2. Body color (see end of catalog for color overview)



3. Door color (door decor for phenolic HPL design + glass colors if applicable)

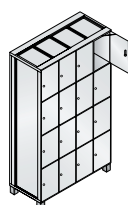
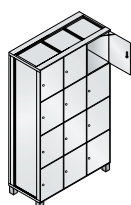




+ Steel side panel
Can be used for right or left side.
(B) One panel required for each visible outer surface per row of lockers.

Height	1850
Depth	500
CSC	1
+ Order no.	+ 4600-716
+ Addtl. charge	

Order no. 46420-40
+ 4600-716 (steel side panel)



1.	900	1200	1200
	1950	1950	1950
	3 x 300	3 x 400	4 x 300
	6	7	8
	46410-30	46410-32	46410-40

+ 46130-730	+ 46132-730	+ 46140-730
--------------------	--------------------	--------------------

+ 46430-750	+ 46432-750	+ 46440-750
--------------------	--------------------	--------------------

+ Base
instead of feet,
steel design,
100 mm high,
approx. 60 mm height
adjustment



Color (standard)	Black gray RAL 7021
Locker height	1950
Order no.	...2.-..
+ Addtl. charge	

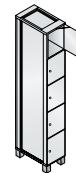
+ Accessories
Additional fittings, locks **128** | - **135**

S 7000 PREFINO



A Lockers with 5 tiers

on feet 100 mm high, depth 525 mm.
Clear opening dimensions per door:
346 x 262/362 x 478 mm (H x W x D),
without interior fittings



1. Dimensions and door material

Steel doors



	300	400
Width	300	400
Height	1950	1950
Compartments	1 x 300	1 x 400
CSC	4	5
Order no.	46510-10	46510-12
Price		

+



HPL decor doors

Thickness 13 mm

+ Order no.

+ 46110-730

+ 46112-730

+ Addtl. charge

+



Glass doors

Thickness 8 mm

+ Order no.

+ 46510-750

+ 46512-750

+ Addtl. charge

2. Body color (see end of catalog for color overview)

Please choose **487**

3. Door color (door decor for phenolic HPL design + glass colors if applicable)

Please choose **487**

+ Steel side panel

Can be used for right or left side.
B One panel required for each visible outer surface per row of lockers.

Height	1850
Depth	500
CSC	1
+ Order no.	+ 4600-716
+ Addtl. charge	

+ Base

instead of feet,
steel design, 100 mm high, approx. 60 mm height adjustment

Color (standard)	Black gray RAL 7021
Locker height	1950
Order no.	...2-..
+ Addtl. charge	

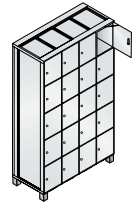
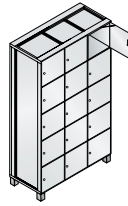
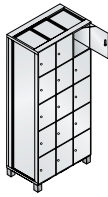
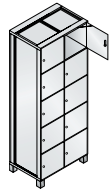


+ Accessories

Additional fittings, locks **128** - **135**



Box lockers



1.	600	800	900	1200	1200
	1950	1950	1950	1950	1950
	2 x 300	2 x 400	3 x 300	3 x 400	4 x 300
	6	7	8	9	10
	46510-20	46510-22	46510-30	46510-32	46510-40

+	+ 46120-730	+ 46122-730	+ 46130-730	+ 46132-730	+ 46140-730
----------	-------------	-------------	-------------	-------------	-------------

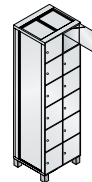
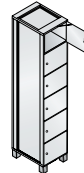
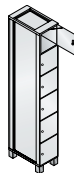
+	+ 46520-750	+ 46522-750	+ 46530-750	+ 46532-750	+ 46540-750
----------	-------------	-------------	-------------	-------------	-------------



S 7000 PREFINO

A Lockers with 6 tiers

on feet 100 mm high, depth 525 mm.
Clear opening dimensions per door:
285 x 262/362 x 478 mm (H x W x D),
without interior fittings



1. Dimensions and door material

	300	400	600
Width	300	400	600
Height	1950	1950	1950
Compartments	1 x 300	1 x 400	2 x 300
Steel doors	CSC 4 Order no. 46610-10 Price	5 Order no. 46610-12	6 Order no. 46610-20



HPL decor doors	Thickness 13 mm + Order no. + 46110-730 + Addtl. charge	+ 46112-730	+ 46120-730
-----------------	---	-------------	-------------



Glass doors	Thickness 8 mm + Order no. + 46610-750 + Addtl. charge	+ 46612-750	+ 46620-750
-------------	--	-------------	-------------

2. Body color (see end of catalog for color overview)

Please choose 487

3. Door color (door decor for phenolic HPL design + glass colors if applicable)

Please choose 487

+ Steel side panel

Can be used for right or left side.
One panel required for each visible outer surface per row of lockers.

Height	1850
Depth	500
CSC	1
+ Order no.	+ 4600-716
+ Addtl. charge	

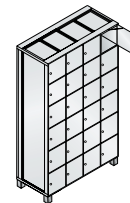
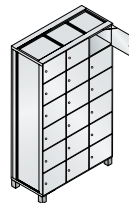
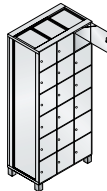
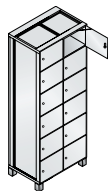
+ Accessories

Additional fittings, locks 128 - 135



Order no. 46620-32
+ 46132-730 (phenolic HPL
decor doors in Danube maple)
+ 4600-716 (steel side panel)

Box lockers



1.	800	900	1200	1200
	1950	1950	1950	1950
	2 x 400	3 x 300	3 x 400	4 x 300
	7	8	9	10
	46610-22	46610-30	46610-32	46610-40

+	+ 46122-730	+ 46130-730	+ 46132-730	+ 46140-730
---	-------------	-------------	-------------	-------------

+	+ 46622-750	+ 46630-750	+ 46632-750	+ 46640-750
---	-------------	-------------	-------------	-------------

+ **Base**
 instead of feet,
 steel design,
 100 mm high, approx.
 60 mm height adjustment

Color (standard)	Black gray RAL 7021
Locker height	1950
Order no.	..2.-..
+ Addtl. charge	



Vitas benches
 see page..... **173**

S 7000 PREFINO

Business Class Z lockers offer you more:

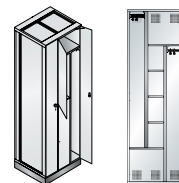
- Optimum use of the interior space for 2 users, with low floor-space requirements
- **Lots of storage space!** Large, bulky bags or helmets, long garments, shoes, and small objects all have their place
- Excellent view of locker content thanks to the **functional interior arrangement**
- **No troublesome door projections** like in conventional Z lockers, meaning there is no risk of injury
- **All users have compartments of exactly the same size**
- **Uniform appearance** with a harmonious mix of small and large doors that fits well into any room



4 x order no. 46226-20
as a block with a vectogram

A Z lockers Business Class

on **base** 100 mm high, depth 525 mm, for use in areas that only offer enough space for a double-tier locker but still require long garments to be hung. Every compartment with wardrobe rail and 3 double coat hooks



1. Dimensions and door material



Width	600
Height	1950
Compartments	1 x 600
CSC	4
Order no.	46226-20
Price	

2. Body color (see end of catalog for color overview)

Please choose **487**

3. Door decor

Please choose **487**

Z lockers



4 x order no. 46226-20
as a block with equipment panels
and slanted roof

+ Accessories

Additional fittings, locks [128](#) - [135](#)



Security compartment
instead of the hat shelf
(available as an option)



Vectogram on an phenolic HPL
door (available as an option)



Electronic online locking
systems (available as an
option)



C+P double coat hooks:
Oval special changing room rail
with twist-proof double sliding
hooks. Can support a large
load and is very easy to use.



S 7000 PREFINO



(F) Side cover panel for slanted roof

to be mounted individually or back to back

for locker depth	525	
Order no.	4604-710L	4604-710R
+ Addtl. charge		

Pairs of doors closing in the middle*

Doors with joint lock, addtl. charge **per pair**

for locker width	600	800
Order no.2-..2-..
+ Addtl. charge		



(D) Smooth top plate

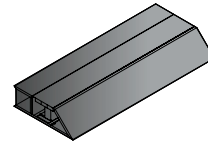
made of steel, for locker depth 525 mm

for locker width	300	400	600	800	900	1200	1200
for compartments	1 x 300	1 x 400	2 x 300	2 x 400	3 x 300	3 x 400	4 x 300
Order no.	4600-760	4600-761	4600-762	4600-763	4600-764	4600-765	4600-765
+ Addtl. charge							




(E) Slanted roof

empty, for coverage of equipment intalled on-site, for locker depth 525 mm

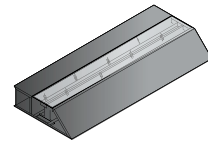


for locker width	300	400	600	800	900	1200	1200
for compartments	1 x 300	1 x 400	2 x 300	2 x 400	3 x 300	3 x 400	4 x 300
Order no.	4604-10	4604-12	4604-20	4604-22	4604-30	4604-32	4604-32
+ Addtl. charge							



(E) Slanted roof with lighting

with integrated furniture light incl. illuminant, color white, for locker depth 525 mm

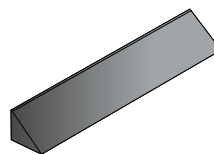


for locker width	300	400	600	800	900	1200	1200
for compartments	1 x 300	1 x 400	2 x 300	2 x 400	3 x 300	3 x 400	4 x 300
Order no.	-	-	4604-200	4604-220	4604-300	4604-320	4604-320
+ Addtl. charge							

We also offer project-specific additional variants, for example with colored light for spa areas or prepared for existing ventilation systems.

Slope tops

without locker: rear approx. 230 mm high (= nothing can remain on the locker!)



for locker width	300	400	600	800	900	1200	1200
for compartments	1 x 300	1 x 400	2 x 300	2 x 400	3 x 300	3 x 400	4 x 300
Order no.	4631-70	4641-70	4632-70	4642-70	4633-70	4643-70	4643-70
+ Addtl. charge							

The novel Prefino slanted roof solution:
Offers lots of space for functional ideas - from housing ventilation and supply lines to completely integrated indirect lighting.

Design variants and accessories

Additional fittings in the locker

Shoe tray
made of plastic, removable, with bottom spacers



4500-707

Coat hanger with laundry net
the classic option for pools, spas, and similar facilities



8501-04251

Coat hanger with multi-function hooks
as an alternative to the net, for example for areas with special hygiene requirements



8501-04

Towel hanger
movable, for easier drying of large towels



4500-760

Order no.
Price


Additional fittings on the locker door

Mirror
to be mounted by the customer, 300 x 180 mm (H x W)



phenolic HPL and steel
300/400
4500-762

Towel holder
for doors hinged on right




phenolic HPL steel
300 300
4600-7703R **4600-770R**

Towel and shower gel holder
for doors hinged on right



phenolic HPL steel
400 400
4600-7713R **4600-771R**

Flip-flop and shoe holder




phenolic HPL steel
300/400 300/400
4600-7733 **4600-773**

for doors made of
for compartment width
Order no.
Price

Glass shelf

made of safety glass,
8 mm thick,
addtl. charge per shelf



for compartment width
Order no.
Price

300	400
4600-580	4600-582

Vitas benches

see page..... [173](#)



Steel shelf

perforated, in body color,
additional charge per shelf



for compartment width
Order no.
Price

300	400
4600-89	4602-89

Mirror panels

Prefino offers a range of different end face plates to enhance both the function and the appearance of the ends of locker rows, which often go unused.

The panels with integrated mirrors with or without deposit areas, with sockets or lighting, allow for customized options for this space.

They can either be attached to lockers or simply to the walls of a room.



© End face plate
to be attached to the side of the locker row, **for locker depths of 525 mm**
For additional mirror panel options, please submit a project-specific inquiry.

Locker configuration **single-row**

Locker configuration **back to back**



Width	500	1000
Height	1850	1850



Mirror full surface

Order no. **4010-185050**

Price

4010-185100



Mirror full surface and 2 LED lights behind the mirror

Order no. -

Price

4011-185100



Mirror full surface, deposit area with 2 sockets, 2 LED lights behind the mirror

Order no. -

Price

4012-185100

Accessories for lockers



**Lots of other design
and veneering options await you.**

We look forward to your project-specific inquiry.



Labeling and orientation

What good is the best changing room facility if you keep getting lost in it? C+P labeling systems put an end to this problem. From simple numbering of steel lockers, to graphically supported signs – you're in the perfect place here! Orientation is more than just a small detail.

For you this means:

You save time and money, avoid unnecessary hassles, and you have a functional and attractive solution from the very start.

Everything from a single source – everything from C+P!




Locker numbering front inscription

- Digit combination with **3** characters each
- Choice of 2 colors (white aluminum or black gray – **please specify**)
- Numbering according to customer requirements (**please specify**)

— approx. 40 mm —
019
 — approx. 20 mm —

Color	White aluminum	Black gray
Order no.	4500-74965	4500-74972
Price		



Locker row signs

- Digit combination with **7** characters each
- Choice of 2 colors (white aluminum or black gray – **please specify**)
- Numbering from ... to ... according to customer requirements (**please specify**)

— approx. 200 mm —
500-529
 — approx. 37 mm —

Color	White aluminum	Black gray
Order no.	4500-75065	4500-75072
Price		

Note: The designs on this page are only examples of our extensive overall range. We look forward to your project-specific inquiry!



Room orientation with pictograms

- Pictograms for any location
- Choice of 2 colors (white aluminum or black gray – **please specify**)
- More pictograms on request
- Always includes text

Color	White aluminum	Black gray
Order no.	4493-..65	4493-..72
Price		


Here a few examples:

Locker room



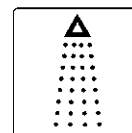
Order no. 4493-06

Men's restroom



Order no. 4493-21

Shower



Order no. 4493-23

Snack bar



Order no. 4493-26

Further pictograms:

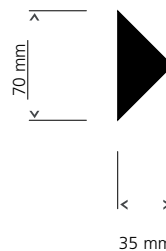
Designation	Order no.*	Designation	Order no.*	Designation	Order no.*
Security compartment	4493-00..	First aid	4493-09..	Restroom - handicapped persons	4493-17..
Changing room - men	4493-01..	Sauna	4493-10..	Indoor swimming pool	4493-18..
Changing room - women	4493-02..	Locker room - families	4493-11..	Parking lot	4493-19..
Reception	4493-03..	Locker room - handicapped persons	4493-12..	Bare feet	4493-20..
Restaurant	4493-04..	Tanning booth	4493-13..	Restroom - women	4493-22..
Gym	4493-05..	Outdoor swimming pool	4493-15..	Escape route	4493-24..
Telephone	4493-08..	Restroom	4493-16..	Mothers' and babies' room	4493-25..

* Please specify no. 65 for white aluminum or 72 for black gray.

Arrows to show direction

- Complementing locker numbering and pictograms
- Available in 2 colors

Color	White aluminum	Black gray
Order no.	4493-2765	4493-2772
Price		



Examples: Pictograms with arrow



Note: The usual designs are shown on this page. Other variants are possible. We look forward to your project-specific inquiry!

Mechanical locking systems

At C+P you can choose from the entire range of mechanical locking systems available on the market. The basic fitting is the cylinder lock and 2 keys. The turning bolt latch for padlocks as well as deposit locks, token-operated locks, or ticket-operated locks can be integrated as well.

Locking no. according to customer requirements	for cylinder lock (longer delivery time)
Additional charge per lock	
+ Order no.	+99
+ Addtl. charge	



Safety turning bolts as standard design:
It is impossible to destroy the locking mechanism by overwinding because the locking cylinder only engages once the padlock has been removed.



Cylinder lock:
The basic fitting for all S 7000 Prefino lockers. Every lock is supplied with 2 keys. Master key systems are available with or without a security certificate for more safety and convenience.



SAFE-O-MAT deposit lock:
The best-selling classic among coin-operated locks. Available with traditional master key system or with the innovative PROMAX exchangeable cylinder system.



Coin-operated deposit lock:
The alternative for the basic function of the deposit lock.

For electronic locking systems and information about the functionalities of SAFE-O-MAT locks, please see pages 160-165



SAFE-O-MAT number plate:
Instead of the sign, silver, please specify numbering (order no. 8501-430).



Coin-operated lock:
As classic deposit or token-operated lock where the coin is kept as a fee for the use of the locker or compartment.



Ticket-operated lock:
The practical solution often used in public swimming facilities: The admission ticket purchased at the machine serves as a deposit at the same time. Staff IDs and club membership cards can be used for this purpose as well. Please submit a project-specific inquiry.

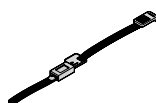


Accessories

Perlon wristband for cylinder keys

Please indicate numbering from - to and list the desired color no.¹⁾

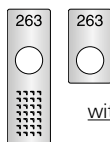
- ¹⁾ 51 black
- 52 white
- 53 red
- 55 blue
- 56 gray
- 61 green
- 67 yellow



Order no. **8501-05..**
Price

Number plates

Please specify numbering



with integrated door protection
120 x 38 x 1.0 mm

without integrated door protection
65 x 38 x 1.0 mm

Design	plastic	Stainless steel	plastic	Stainless steel
Order no.	4502-0601	4501-0601	4502-0611	4501-0611
Price				

Number plates

self-adhesive film

Please specify numbering from-to and color black (51), white (52), black gray (72), or white aluminum (65)







Order no. **4500-749..**
Price




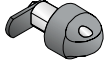


Additional door protection/
number plate..... | 84

Cylinder locks

Prices per lock	Basic design		Optional				
	Cylinder lock	Cylinder lock in black with 2 keys	Lock in moisture-proof design cylinder lock in black				
							
	up to 1000 different key numbers	up to 6000 different key numbers	via master key system with security certificate*	via master key system without security certificate*	up to 1000 different key numbers	via master key system with security certificate*	via master key system without security certificate*
Order no.	4600-721	4600-744	4600-734	4600-724	4600-7212	4600-7342	4600-7242
Unit price							
+ Addtl. charge	Standard						

Keys and safety turning bolts

	Spare keys for cylinder lock		Spare key for master key system		Master key for master key system		Safety turning bolt for padlock
							
	Spare key for lock 4600-721	Spare key for lock 4600-744	with security certificate*	without security certificate*	with security certificate*	without security certificate*	see left side
Order no.	0006-21	0006-00	0010-11	0006-00	4400-726	4400-727	4600-718
Price							


Safe-O-Mat locks

prepared for clipping on number plates. For a detailed description, see page 165

each lock with 1 key

	Twin-coin deposit lock		Token-operated lock twin-coin, multi-use	Ticket/coin-operated lock	
	alternatively use of 1 or 2 Euro coins	set to foreign currency**	set to 2 Euro deposit and 1 Euro cash function	-	
Order no.	4600-731R	4600-732R	4600-733	on request	
+ Addtl. charge					

Accessories for SAFE-O-MAT locks


	Promax replacement cylinder	Promax emergency key	Sign	Number plate	Wristband set, nylon	
	-	(cylinder exchange key)	for exterior, with sign SAFE-O-MAT	instead of the sign (specify numbering)	with metal buckle, security screw and key pouch (please specify desired color no. ¹ and numbering)	
Order no.	8501-4101	8511-00	included	8501-430	8501-46..	
Unit price						

- ¹⁾ 51 black
52 white
53 red
55 blue
56 gray
61 green
67 yellow

Token-operated lock twin-coin, multi-use, for a detailed description, see page 165

Coin-operated deposit lock

Brass cylinder with 1 security key, with "standard" master key function, works with 1 Euro coins

Design	Coin-operated deposit lock	Replacement exchangeable cylinder, unit price		
Order no.	4600-730	4500-741		
+ Addtl. charge				
Design	Master key	Removal key	Spare key	
Order no.	8511-20	4500-740	8511-22	
Unit price				

Take a lot of wear and tear!

Box lockers S 4000 INTRO



The sturdy classic lockers with many different compartment sizes 140

- Sturdy steel construction with high-quality enamel coating
- 6 compartment heights, 2 compartment widths, 2 compartment depths for any requirement
- Can also be used as an extra high locker
- Doors either single-walled or double-walled depending on compartment size, mounted on sturdy strap hinges, with door opening angle of 170°
- Attractive locker base in black gray
- Every box with cylinder lock and 2 keys
- Alternatively other locks: turning bolt, safety turning bolt, master key system, Safe-O-Mat locks
- Also with doors made of acrylic glass, available with door opening limiter 90° as standard feature



Box lockers
S 4000 **Intro**

School lockers
S 4000 **Intro**

School lockers
S 3000 **Evolvo**

School lockers
S 5000 **Resisto**

Box lockers
S 5000 **Resisto**

	Single-walled doors	Double-walled doors	Doors made of acrylic glass
Box lockers S 4000 Intro	●	●	●
School lockers S 4000 Intro	-	●	-
School lockers S 3000 Evolvo	●	-	-
School lockers S 5000 Resisto	-	-	-
Box lockers S 5000 Resisto	-	-	-

School lockers and box lockers

Box lockers for schools and child care facilities INTRO, EVOLO and RESISTO

Box lockers S 5000 RESISTO



The "short ones" for the little ones 146

- Series description: see Intro and Resisto
- Intro series: 1 compartment size
Evolu series: 2 designs
Resisto series: 3 compartment sizes
- Decor top MCPB (melamine coated particle board) 25 mm thick

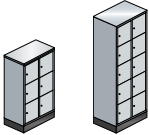
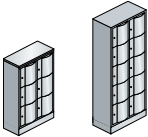
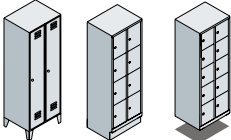
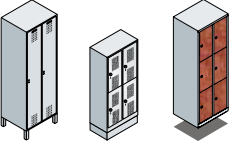
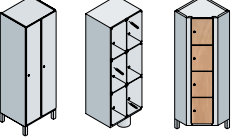
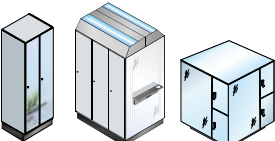
The "vandal-resistant" lockers with special doors 152

- Sturdy steel construction with high-quality enamel coating
- 3 compartment heights and 3 compartment widths for any requirement
- "vandal-resistant" special doors made of steel 1.5 mm thick, curved to the front, mounted on sturdy swivel-rod hinges (kick-resistant!)
- Integrated door opening limiter 80° as standard feature
- Locker base in color of the body
- Every compartment with cylinder lock and 2 keys
- Alternatively other locks: turning bolt, safety turning bolt, master key system, Safe-O-Mat locks
- 30 mm height adjustment

"Vandal-resistant" doors	Door opening angle 170°	Integrated door opening limiter	Door mounted on strap hinges	Door mounted on swivel rod hinges	Different compartment sizes	Compartments for motorcycle helmets	Top (MCPB)	Base 100 mm	Height adjustment	Locking variants
-	●	90° *	●	-	●	B 400	-	●	-	●
-	●	-	●	-	-	B 400	●	●	-	●
-	-	-	-	-	●	-	-	●	●	●
●	-	80°	-	●	●	B 350	●	●	●	●
●	-	80°	-	●	●	B 350	-	●	●	●

Which series is suitable for what?

Based on a number of factors, you can easily establish which locker series best suits your desired field of application. For orientation purposes, this double page includes short descriptions of the series as well as suitability overviews. As you can see, C+P - market leader for steel furnishings - has even more box locker solutions to offer:

			Child care facilities	Schools
	<p>S 4000</p> <h2>INTRO</h2>	<p>The sturdy lockers with many different compartment sizes</p> <p>Special features:</p> <ul style="list-style-type: none"> ■ Biggest range of compartment dimensions ■ Single-walled and double-walled doors ■ Extra depth of 590 mm 	●	●
	<p>S 5000</p> <h2>RESISTO</h2>	<p>The "vandal-resistant" lockers</p> <p>Special features:</p> <ul style="list-style-type: none"> ■ Special doors made of steel 1.5 mm thick ■ "vandal-resistant" school lockers ■ Extra depths of 640 and 740 mm 	●	●
Additional locker series with security compartments:				
	<p>S 2000</p> <h2>CLASSIC</h2>	<p>The timeless basic range</p> <p>Special features:</p> <ul style="list-style-type: none"> ■ Cost-effective complete range ■ Classic design 	○	○
	<p>S 3000</p> <h2>EVOLO</h2>	<p>The evolution of a classic</p> <p>Special features:</p> <ul style="list-style-type: none"> ■ Attractive complete range ■ An advancement of the basic design ■ Exchangeable door-front concept 	●	●
	<p>S 6000</p> <h2>CAMBIO</h2>	<p>Excellence in technology and design</p> <p>Special features:</p> <ul style="list-style-type: none"> ■ Body and steel doors electrolytically zinc-plated as a standard ■ Practically unlimited options for design and interior fittings! 	●	●
	<p>S 7000</p> <h2>PREFINO</h2>	<p>The highlight for maximum requirements</p> <p>Special features:</p> <ul style="list-style-type: none"> ■ Top range with extra spacious lockers ■ Range with system body that can be reconfigured later ■ Double-walled design ■ Optimal use of space and interior design 	●	●



S 4000 Intro series



S 5000 Resisto series



Overview of locker series



Universities/ Educational facilities	Sports, fitness, and wellness facilities	Office and Administration	Industrial/Trade	Shopping centers/ Specialist retailers	Event venues/ trade fairs	Hotels	Hospitals
●	●	●	●	●	●	●	●
●	●	●	●	●	●	●	●
○	●	○	●	●	○	○	●
●	●	●	●	●	●	●	●
●	●	●	●	●	●	●	●
●	●	●	●	●	●	●	●

For additional box locker solutions, please see the relevant product series brochures
 Request one today or download one as a PDF file at www.cp-furniture.com

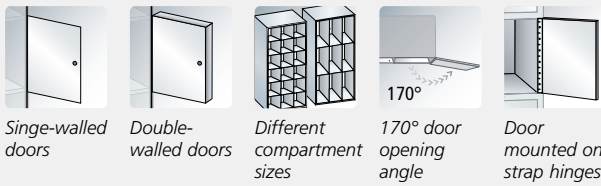
- optimally suited
- ◐ suited to some extent
- less suited



S 4000 INTRO

The S 4000 Intro series offers:

- Sturdy steel construction with high-quality enamel coating
- 6 compartment heights, 2 compartment widths, 2 compartment depths for any requirement
- All lockers with attractive black gray base, 100 mm high
- Doors single-walled or double-walled (see individual descriptions)
- Each door with cylinder lock and 2 keys
- Other lock types, such as coin-operated locks, available as well
- Every door mounted and hinged right with sturdy strap hinges, door opening angle of 170°
- All lockers with louvers in the rear panel and 20 mm wall spacer (absolute body depth approx. 480 mm)



Single-walled doors

Double-walled doors

Different compartment sizes

170° door opening angle

Door mounted on strap hinges

Order no. 8570-401



Box lockers

with full-length doors and 2 or 3 tiers

on base 100 mm high, doors single-walled reinforced, height 1950 mm

1. Dimensions and design

	620	920	1220
Width	620	920	1220
Depth	500	500	500
Compartments	2	3	4
Clear opening dimensions per door H x W x D	1825 x 260 x 460	1825 x 260 x 460	1825 x 260 x 460
Description	with full-height doors , 1 storage shelf and 1 sturdy wardrobe rail made of oval profile inside with 3 twist-proof sliding hooks		



CSC	4	5	6
Order no.	8170-201	8170-301	8170-401
Price			

Box lockers

with 4, 5, or 6 tiers

on base 100 mm high, doors double-walled, height 1950 mm

1. Dimensions and design

	620	920	1220
Width	620	920	1220
Depth	500	500	500
Compartments	8	12	16
Clear opening dimensions per door H x W x D	435 x 260 x 460	435 x 260 x 460	435 x 260 x 460
Description	with 4 tiers		



CSC	5	6	8
Order no.	8470-201	8470-301	8470-401
Price			

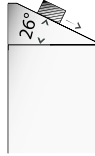
2. Body and door color



Please select (see end of catalog for color overview) 487



Box lockers



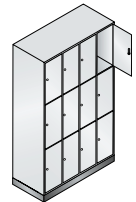
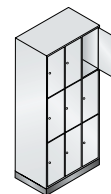
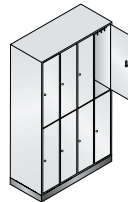
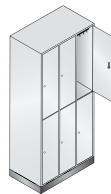
Slope top
Can be retrofitted later,
prevents objects from
being left on top

+ Sloping top
approx. 230 mm high
in the rear, for
retrofitting, for body
depth of 480 mm



for locker width	620	920	1220
CSC	1	1	2
+ Order no.	+ 8504-201	+ 8504-301	+ 8504-401
+ Addtl. charge			

Order no. 8270-201

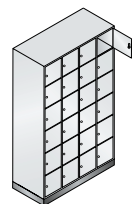
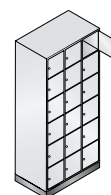
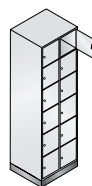
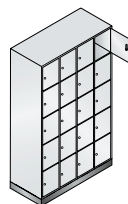
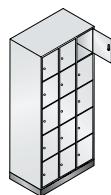
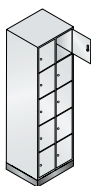


1.	620	920	1220	620	920	1220
	500	500	500	500	500	500
	4	6	8	6	9	12
	895 x 260 x 460	895 x 260 x 460	895 x 260 x 460	580 x 260 x 460	580 x 260 x 460	580 x 260 x 460

with **2 tiers**,
1 sturdy wardrobe rail made of oval profile inside
with 3 twist-proof sliding hooks

with **3 tiers**

4	5	6	5	6	8
8270-201	8270-301	8270-401	8370-201	8370-301	8370-401



1.	620	920	1220	620	920	1220
	500	500	500	500	500	500
	10	15	20	12	18	24
	345 x 260 x 460	345 x 260 x 460	345 x 260 x 460	285 x 260 x 460	285 x 260 x 460	285 x 260 x 460

with **5 tiers**

with **6 tiers**

6	8	10	6	8	10
8570-201	8570-301	8570-401	8670-201	8670-301	8670-401

+ Accessories
Additional fittings, locks



Extra-large box lockers with 2 or 3 tiers

on base 100 mm high, doors single-walled reinforced, height 1950 mm



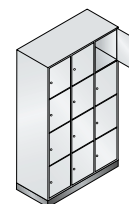
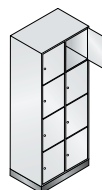
1. Dimensions and design

Width	820	820	1220	1220
Depth	500	600	500	600
Compartments	4	4	6	6
Clear opening dimensions per door H x W x D	895 x 360 x 460	895 x 360 x 560	895 x 360 x 460	895 x 360 x 560
Description	with 2 tiers , 1 sturdy wardrobe rail made of oval profile inside with 3 twist-proof sliding hooks			
CSC	5	5	6	6
Order no.	8270-202	8270-203	8270-302	8270-303
Price				



Extra-large box lockers with 4 or 5 tiers

on base 100 mm high, doors single-walled reinforced, height 1950 mm



1. Dimensions and design

Width	820	820	1220	1220
Depth	500	600	500	600
Compartments	8	8	12	12
Clear opening dimensions per door H x W x D	435 x 360 x 460	435 x 360 x 560	435 x 360 x 460	435 x 360 x 560
Description	with 4 tiers			
CSC	6	6	7	7
Order no.	8470-202	8470-203	8470-302	8470-303
Price				



2. Body and door color



Please select (see end of catalog for color overview) 487



Slope top
Can be retrofitted later,
prevents objects from
being left on top

+ Sloping top

approx. 230 mm high
in the rear, for
retrofitting, for body
depth of 480/580 mm



for locker width	820	820	1220	1220
for locker depth	500	600	500	600
CSC	1	1	1	2
+ Order no.	+ 8504-202	+ 8504-203	+ 8504-302	+ 8504-303
+ Addtl. charge				

+ Doors double-walled

with 90° door
opening limiter as
standard feature
for all doors on
this double page

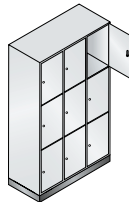
Additional charge per
door (longer delivery
time possible)

for lockers
with 2/3 tiers

for lockers
with 4/5 tiers

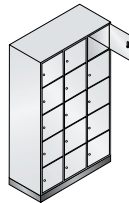


for locker width	820 + 1220	820 + 1220
+ Order no.	+ 8270-700	+ 8270-702
+ Addtl. charge		



1.

820	820	1220	1220
500	600	500	600
6	6	9	9
580 x 360 x 460	580 x 360 x 560	580 x 360 x 460	580 x 360 x 560
with 3 tiers			
6	6	7	7
8370-202	8370-203	8370-302	8370-303



1.

820	820	1220	1220
500	600	500	600
10	10	15	15
345 x 360 x 460	345 x 360 x 560	345 x 360 x 460	345 x 360 x 560
with 5 tiers			
7	7	9	9
8570-202	8570-203	8570-302	8570-303

+ Accessories

Additional fittings, locks **147**



Order no. 8370-302



S 4000 INTRO

The S 4000 Intro series with doors made of acrylic glass offers:

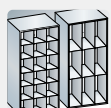
- Sturdy steel construction with high-quality enamel coating
- 2 compartment heights for any requirement
- All lockers with attractive black gray base, 100 mm high
- Doors made of 8 mm thick acrylic glass, equipped with door opening limiter 90° as standard feature
- Each door with cylinder lock and 2 keys
- Other lock types, such as coin-operated locks, available as well
- Every door mounted and hinged right with sturdy strap hinges
- All lockers with louvers in the rear panel and 20 mm wall spacer (absolute body depth approx. 480 mm)
- Tops standard with 20 mm projection in the rear



Order no. 8470A302



Acrylic glass doors



Different compartment sizes



90° door opening angle

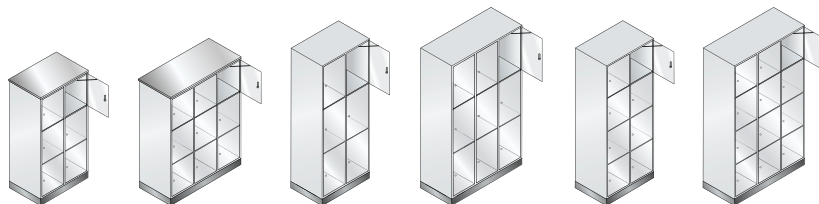


Door mounted on strap hinges

Extra-large box lockers

with doors made of acrylic glass and 3 or 4 tiers

on base 100 mm high, lockers 1370 mm high with decor top 25 mm thick made of MCPB



1. Dimensions and design

Width	820	1220	820	1220	820	1220
Top depth	500	500	-	-	-	-
Depth	500	500	500	500	500	500
Height	1370	1370	1750	1750	1750	1750
Compartments	2 x 3	3 x 3	2 x 3	3 x 3	2 x 4	3 x 4
Clear opening dimensions per door H x W x D	380 x 360 x 460	380 x 360 x 460	510 x 360 x 460	510 x 360 x 460	380 x 360 x 460	380 x 360 x 460
Description	with 3 tiers			with 4 tiers		
CSC	3	4	5	6	6	7
Order no.	8573A202	8573A302	8370A202	8370A302	8470A202	8470A302
Price						



2. Body color, top decor



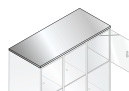
Please select (see end of catalog for color overview) 487

Extra-large box lockers



+ Tops without projection in the rear

flush with body on all sides,
please specify top decor,
see page 487



for locker width	820	1220
Top depth	480	480

MCPB top



Thickness 25 mm

+ Order no.

+ Addtl. charge

+ 8573A720

+ 8573A730

+ Accessories

Additional fittings,
locks.....

147



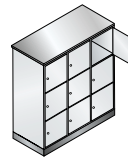
The S 4000 Intro series offers:

- Sturdy steel construction with high-quality enamel coating
- Compartments easy to reach for children
- Assembled box lockers with decor top made of MCPB (melamine coated particle board)
- All lockers with attractive base, 100 mm high, in black gray
- Double-walled doors, standard with door opening limiter 90°
- Each door with cylinder lock and 2 keys
- Every door mounted and hinged right with sturdy strap hinges
- All lockers with louvers in the rear panel and 20 mm wall spacer (absolute body depth approx. 480 mm)
- Tops standard with 20 mm projection in the rear

Box lockers

with 3 tiers

with decor top 25 mm thick made of MCPB, double-walled doors, height 1250.



1. Dimensions and design

Width	620	920
Depth	500	500
Top depth	500	500
Compartments	6	9
Clear opening dimensions per door H x W x D	345 x 260 x 460	345 x 260 x 460
Description	with 3 tiers	
CSC	4	5
Order no.	8573-201	8573-301
Price		



Order no. 8573-201

2. Body and door color, top decor

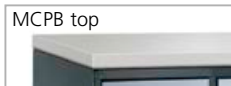
Please select (see end of catalog for color overview) **487**

+ Tops without projection in the rear

flush with body on all sides, please specify top decor, see page 487



for locker width	620	920
Top depth	480	480
MCPB top	Thickness 25 mm	
+ Order no.	+ 8573-7201	+ 8573-7301
+ Addtl. charge		




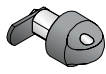


Order no. 8573-301
+ 8573-7301 (top without rear projection)




+ Accessories

Additional fittings, locks see right side

Cylinder locks and turning bolt latches

Prices per lock	Basic design		Optional	
	Cylinder lock	Cylinder lock in black with 2 keys	Turning bolt latch	Safety turning bolts
				
	up to 1000 different key numbers	via master key system with security certificate*	via master key system without security certificate	for padlock (see also page 83)
Order no.	8077-30	8000-01	8000-001	8000-718
Unit price				
+ Addtl. charge	Standard			




Keys and wristband for cylinder locks

Spare key for cylinder lock	Master key for master key system		Perlon wristband for cylinder locks	¹⁾ 51 black 52 white 53 red 55 blue 56 gray 61 green 67 yellow
	with security certificate*	without security certificate		
				
Spare key for lock 8077-30	with security certificate*	without security certificate	Please indicate numbering from-to and list desired color no. ¹⁾	
Order no.	0006-21	0011-00	8501-05..	
Price				




SAFE-O-MAT locks | 107 | + | 165 |

Padlocks

for turning bolts and safety turning bolts, bolt size approx. 6 mm	Brass design, 2 keys, up to 300 different key numbers	Brand lock in brass design with precision cylinder, 2 keys, up to 168,000 different key numbers	High-gloss chrome-plated with number combination, without keys	Locking no. according to customer requirements Additional charge per lock Order no.-..99 + Addtl. charge
				
Order no.	0002-10	0002-11	0002-12	
Price				

Number plates

Please specify numbering	Number plates in lock area, self-adhesive, separate for easy DIY assembly, only suitable for cylinder locks				Stainless steel number plate self-adhesive, 30 x 50 x 1.0 mm  Stainless steel 8501-06
	<u>with</u> integrated door protection, 123 x 39 x 1.0 mm	<u>without</u> integrated door protection, 68 x 39 x 1.0 mm	plastic	Stainless steel	
Design					
Order no.	4902-0601	4901-0601	4902-0611	4901-0611	
Price					



Additional door protection/number plate | 84 |

S 3000 EVOLO

for childcare facilities

The S 3000 Evolo series offers:

- Increased anti-burglary protection thanks to extremely warp resistant doors
- Sturdy steel construction with high-quality enamel coating
- All compartments are easy to reach for children, making them ideal for use in schools and childcare facilities
- Available in 2 designs with full-length doors and 2 doors on top of one another (double tier)
- Either feet or base as sub-frame
- Doors hinged right, borne on hinge pins, with easy-to-clean hole pattern and embossed label holder for optional integration of numbering
- Convenient doorstop silencers for pleasant closing behavior



Order no. 480103-20 (with feet)



Sub-frame with feet



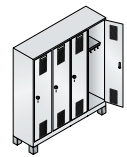
Sub-frame with base



Steel fronts

Lockers with full-length doors

on **feet** 150 mm high, depth 300 mm.
Clear opening dimensions per door:
1105 x 230 x 265 mm (H x W x D)



1. Dimensions and door material



Width	610	900	1190
Height	1350	1350	1350
Compartments	2 x 300	3 x 300	4 x 300
CSC	4	5	6
Order no.	480103-20	480103-30	480103-40
Price			

Lockers with full-length doors

on **base** 100 mm high, depth 300 mm.
Clear opening dimensions per door:
1105 x 230 x 265 mm (H x W x D)



1. Dimensions and door material



Width	610	900	1190
Height	1300	1300	1300
Compartments	2 x 300	3 x 300	4 x 300
CSC	4	5	6
Order no.	480203-20	480203-30	480203-40
Price			

2. Body and door color



Please select (see end of catalog for color overview) 487



Order no. 483203-30 (with base)

- Interior is easy to clean because compartment shelves can be swept out smoothly
- Compartments with sturdy wardrobe rail made of oval profile and 3 twist-proof sliding hooks with system holder, e.g. for coat hangers or movable partitions
- Also 1 storage shelf per compartment in models with full-length doors
- Ergonomic safety turning bolt latch for padlock with door protection as practical basic fittings
- **Locker feet (e.g. in model 480103) made of plastic = improved corrosion protection!**
- Feet in light gray with body color RAL 7035, in black with all other body colors

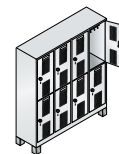
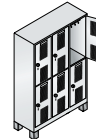
+ **Door opening limiter 90°**
Price per door



Design	90°
+ Order no.	+ 8505-02
+ Addtl. charge	

Lockers with 2 tiers

on **feet** 150 mm high, depth 300 mm.
Clear opening dimensions per door:
536 x 230 x 265 mm (H x W x D)



1. Dimensions and door material



Width	610	900	1190
Height	1350	1350	1350
Compartments	2 x 300	3 x 300	4 x 300
CSC	4	5	6
Order no.	483103-20	483103-30	483103-40
Price			

Lockers with 2 tiers

on **base** 100 mm high, depth 300 mm.
Clear opening dimensions per door:
536 x 230 x 265 mm (H x W x D)



1. Dimensions and door material



Width	610	900	1190
Height	1300	1300	1300
Compartments	2 x 300	3 x 300	4 x 300
CSC	4	5	6
Order no.	483203-20	483203-30	483203-40
Price			

+ Accessories

Additional fittings, locks 81 - 85

S 3000 EVOLO

for elementary schools

The S 3000 Evolo series offers:

- Increased anti-burglary protection thanks to extremely warp resistant doors
- Sturdy steel construction with high-quality enamel coating
- All compartments are easy to reach for children, making them ideal for use in schools and childcare facilities
- Available in 2 designs with full-length doors and 2 doors on top of one another (double tier)
- Either feet or base as sub-frame
- Doors hinged right, borne on hinge pins, with easy-to-clean hole pattern and embossed label holder for optional integration of numbering
- Convenient doorstop silencers for pleasant closing behavior



Sub-frame with feet



Sub-frame with base

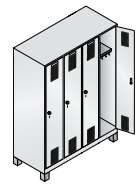


Steel fronts



Lockers with full-length doors

on **feet** 150 mm high, depth 500 mm.
Clear opening dimensions per door:
1405 x 230 x 465 mm (H x W x D)



1. Dimensions and door material

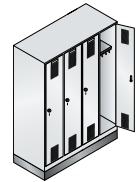


Steel doors

	610	900	1190
Width	610	900	1190
Height	1650	1650	1650
Compartments	2 x 300	3 x 300	4 x 300
CSC	4	5	6
Order no.	480106-20	480106-30	480106-40
Price			

Lockers with full-length doors

on **base** 100 mm high, depth 500 mm.
Clear opening dimensions per door:
1405 x 230 x 465 mm (H x W x D)



1. Dimensions and door material



Steel doors

	610	900	1190
Width	610	900	1190
Height	1600	1600	1600
Compartments	2 x 300	3 x 300	4 x 300
CSC	4	5	6
Order no.	480206-20	480206-30	480206-40
Price			

2. Body and door color



Please select (see end of catalog for color overview) 487



- Interior is easy to clean because compartment shelves can be swept out smoothly
- Compartments with sturdy wardrobe rail made of oval profile and 3 twist-proof sliding hooks with system holder, e.g. for coat hangers or movable partitions
- Also 1 storage shelf per compartment in models with full-length doors
- Ergonomic safety turning bolt latch for padlock with door protection as practical basic fittings
- **Locker feet (e.g. in model 480106) made of plastic = improved corrosion protection!**
- Feet in light gray with body color RAL 7035, in black with all other body colors

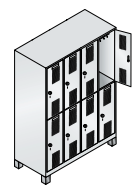
+ **Door opening limiter 90°**
Price per door



Design	90°
+ Order no.	+ 8505-02
+ Addtl. charge	

Lockers with 2 tiers

on **feet** 150 mm high, depth 500 mm.
Clear opening dimensions per door:
686 x 230 x 465 mm (H x W x D)



1. Dimensions and door material

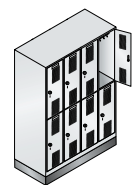
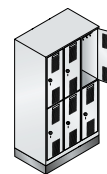
Steel doors



Width	610	900	1190
Height	1650	1650	1650
Compartments	2 x 300	3 x 300	4 x 300
CSC	4	5	6
Order no.	483106-20	483106-30	483106-40
Price			

Lockers with 2 tiers

on **base** 100 mm high, depth 500 mm.
Clear opening dimensions per door:
686 x 230 x 465 mm (H x W x D)



1. Dimensions and door material

Steel doors



Width	610	900	1190
Height	1600	1600	1600
Compartments	2 x 300	3 x 300	4 x 300
CSC	4	5	6
Order no.	483206-20	483206-30	483206-40
Price			

+ Accessories

Additional fittings, locks 81 - 85

S 5000 RESISTO

The box lockers from the S 5000 Resisto series offer:

- Sturdy steel construction with high-quality enamel coating
- **All compartments are easy to reach for children, making them ideal for use in schools and childcare facilities**
- 3 different depths: 540, 640, and 740 mm (absolute body depths 480, 580, and 680 mm)
- **Depths of 640 and 740 mm ideally suited for storing large gym bags**



"Vandal-resistant" doors



Integrated door opening limiter



Height adjustment



Door mounted on swivel rod hinges

- Box lockers with decor top made of MCPB (melamine coated particle board) 25 mm thick
- All lockers with attractive base, 100 mm high, in color of body and 30 mm height adjustment
- **Special doors made of steel 1.5 mm thick, curved to the front, absolutely sturdy and "vandal-resistant"**
- Door hinged on right with sturdy strap hinges
- Each door with cylinder lock and 2 keys
- Door opening limiter 80° and wall mounting as standard features
- Other lock types, such as coin-operated locks, or other electronic locking systems available as well
- All lockers with louvers in the rear panel and 20 mm wall spacer
- Tops standard with 20 mm projection in the rear

Box lockers

with full-length doors

on base 100 mm high, on the inside of each compartment 1 wardrobe rail with 3 sliding hooks, with MCPB decor top, height 1070 mm

1. Dimensions and design

Width	770	770	770	1150	1150	1150
Depth	540	640	740	540	640	740
Compartments	2	2	2	3	3	3
Clear opening dimensions per door H x W x D	870 x 320 x 460	870 x 320 x 560	870 x 320 x 660	870 x 320 x 460	870 x 320 x 560	870 x 320 x 660
Description	with 2 adjacent compartments			with 3 adjacent compartments		
CSC	5	5	5	6	6	6
Order no.	8271-272	8271-273	8271-274	8271-372	8271-373	8271-374
Price						



Order no. 8472-372
+ 8573-7372 (top without rear projection)



Order no. 8573-372
+ 8573-7372 (top without rear projection)

Box lockers

This series offers additional compartment volume for higher storage needs



"Vandal-resistant":
The 1.5 mm thick curved steel doors make Resisto extra-sturdy



Top:
Durable MCPB tops protect the upper surface of the half-height lockers



Box lockers

with 2 tiers

on base 100 mm high, with MCPB decor top, height 1070 mm

1. Dimensions and design

	770	770	770	1150	1150	1150
Width	770	770	770	1150	1150	1150
Depth	540	640	740	540	640	740
Compartments	4	4	4	6	6	6
Clear opening dimensions per door H x W x D	420 x 320 x 460	420 x 320 x 560	420 x 320 x 660	420 x 320 x 460	420 x 320 x 560	420 x 320 x 660
Description	with 2 adjacent compartments			with 3 adjacent compartments		
CSC	5	5	5	6	6	6
Order no.	8472-272	8472-273	8472-274	8472-372	8472-373	8472-374
Price						



Box lockers

with 3 tiers

on base 100 mm high, with MCPB decor top, height 1250 mm

1. Dimensions and design

	770	770	770	1150	1150	1150
Width	770	770	770	1150	1150	1150
Depth	540	640	740	540	640	740
Compartments	6	6	6	9	9	9
Clear opening dimensions per door H x W x D	336 x 320 x 460	336 x 320 x 560	336 x 320 x 660	336 x 320 x 460	336 x 320 x 560	336 x 320 x 660
Description	with 2 adjacent compartments			with 3 adjacent compartments		
CSC	5	5	5	6	6	6
Order no.	8573-272	8573-273	8573-274	8573-372	8573-373	8573-374
Price						



2. Body and door color, top decor



Please select (see end of catalog for color overview) 487

+ Tops

without projection in the rear 158

+ Accessories

Locks, slope tops 158

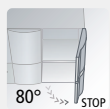
S 5000 RESISTO

The S 5000 Resisto series offers:

- Sturdy steel construction with high-quality enamel coating
- 2, 4, or 5 tiers, 3 different depths: 540, 640, and 740 mm (absolute body depths 480, 580, and 680 mm)
- All lockers with attractive base, 100 mm high, in color of the body and 30 mm height adjustment
- Special doors made of steel 1.5 mm thick, curved to the front, absolutely sturdy and "vandal-resistant"**
- Door hinged on right with sturdy swivel-rod hinges
- Each door with cylinder lock and 2 keys
- Standard door opening limiter 80° with soft doorstop silencer and wall mounting
- Other lock types, such as coin-operated locks, or other electronic locking systems available as well
- All lockers with louvers in the rear panel and 20 mm wall spacer



"Vandal-resistant" doors



Integrated door opening limiter



Height adjustment



Door mounted on swivel rod hinges



740 mm deep:
This extra-spacious variant of the Resisto series with a depth of 740 mm holds even large gym bags comfortably.

Box lockers

with 4 tiers

on base 100 mm high, height 1950 mm

1. Dimensions and design

	396	396	396	770	770	770
Width	396	396	396	770	770	770
Depth	540	640	740	540	640	740
Compartments	4	4	4	8	8	8
Clear opening dimensions per door H x W x D	420 x 320 x 460	420 x 320 x 560	420 x 320 x 660	420 x 320 x 460	420 x 320 x 560	420 x 320 x 660
Description	with 4 compartments			with 2 adjacent compartments		



CSC	4	4	4	6	6	6
Order no.	8470-172	8470-173	8470-174	8470-272	8470-273	8470-274
Price						

Box lockers

with 5 tiers

on base 100 mm high, height 1950 mm

1. Dimensions and design

	396	396	396	770	770	770
Width	396	396	396	770	770	770
Depth	540	640	740	540	640	740
Compartments	5	5	5	10	10	10
Clear opening dimensions per door H x W x D	336 x 320 x 460	336 x 320 x 560	336 x 320 x 660	336 x 320 x 460	336 x 320 x 560	336 x 320 x 660
Description	with 5 compartments			with 2 adjacent compartments		



CSC	4	4	4	6	6	6
Order no.	8570-172	8570-173	8570-174	8570-272	8570-273	8570-274
Price						

2. Body and door color (see end of catalog for color overview)



Please choose 487

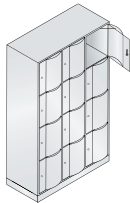
+ Sloping top

and additional fittings 158

Box lockers

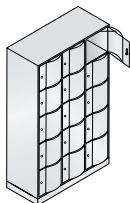


Order no. 8470-272



Order no. 8570-372

1.	1150	1150	1150
	540	640	740
	12	12	12
	420 x 320 x 460	420 x 320 x 560	420 x 320 x 660
	with 3 adjacent compartments		
	8	8	8
	8470-372	8470-373	8470-374



1.	1150	1150	1150
	540	640	740
	15	15	15
	336 x 320 x 460	336 x 320 x 560	336 x 320 x 660
	with 3 adjacent compartments		
	8	8	8
	8570-372	8570-373	8570-374



+ **Additional accessories**
 Locks, number plates.....159

S 5000 RESISTO

Extra-large box lockers

double tier

on base 100 mm high, on the inside of each compartment 1 wardrobe rail with 3 sliding hooks, height 1950 mm



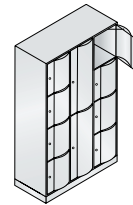
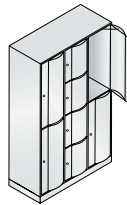
1. Dimensions and design

Width	396	396	396	770	770	770
Depth	540	640	740	540	640	740
Compartments	2	2	2	4	4	4
Clear opening dimensions per door H x W x D	870 x 320 x 460	870 x 320 x 560	870 x 320 x 660	870 x 320 x 460	870 x 320 x 560	870 x 320 x 660
Description	with 2 compartments			with 2 adjacent compartments		
CSC	4	4	4	6	6	6
Order no.	8270-172	8270-173	8270-174	8270-272	8270-273	8270-274
Price						



Extra-large combination box lockers

on base 100 mm high, height 1950 mm



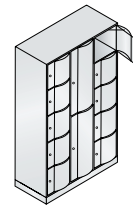
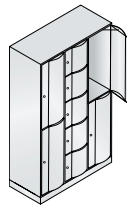
1. Dimensions and design

Width	1150	1150	1150	1150	1150	1150
Depth	540	640	740	540	640	740
Clear opening dimensions per door H x W x D	420/870 x 320 x 460	420/870 x 320 x 560	420/870 x 320 x 660	420/870 x 320 x 460	420/870 x 320 x 560	420/870 x 320 x 660
Description	with 2 + 4 + 2 compartments , on the inside of each compartment 1 wardrobe rail with 3 sliding hooks			with 4 + 2 + 4 compartments , on the inside of each compartment 1 wardrobe rail with 3 sliding hooks		
CSC	8	8	8	8	8	8
Order no.	8070-3722	8070-3732	8070-3742	8070-3723	8070-3733	8070-3743
Price						



Extra-large combination box lockers

on base 100 mm high, height 1950 mm



1. Dimensions and design

Width	1150	1150	1150	1150	1150	1150
Depth	540	640	740	540	640	740
Clear opening dimensions per door H x W x D	336/870 x 320 x 460	336/870 x 320 x 560	336/870 x 320 x 660	336/870 x 320 x 460	336/870 x 320 x 560	336/870 x 320 x 660
Description	with 2 + 5 + 2 compartments , on the inside of each compartment 1 wardrobe rail with 3 sliding hooks			with 5 + 2 + 5 compartments , on the inside of each compartment 1 wardrobe rail with 3 sliding hooks		
CSC	8	8	8	8	8	8
Order no.	8070-3720	8070-3730	8070-3740	8070-3721	8070-3731	8070-3741
Price						



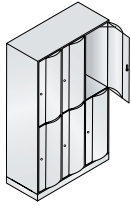
2. Body and door color (see end of catalog for color overview)

Please choose **487**

+ Sloping top


and accessories **158**

Extra-large box lockers



1.

1150	1150	1150
540	640	740
6	6	6
870 x 320 x 460	870 x 320 x 560	870 x 320 x 660
with 3 adjacent compartments		
8	8	8
8270-372	8270-373	8270-374



Integrated door opening limiter 80°



Order no. 8270-272
with special equipment
(Safe-O-Tronic locks)

Extra-large box lockers

These lockers offer additional compartment volume - for example in fitness centers, where they hold even large gym bags comfortably, or for large backpacks in school lockers.



Order no. 8070-3743

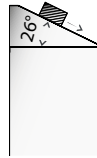


Order no. 8070-3740
with special equipment (Safe-O-Tronic locks)

S 5000 RESISTO

Sloping top

approx. 230 mm high in the rear, for retrofitting, prevents objects from being left on top, body depth of 480/580/680 mm

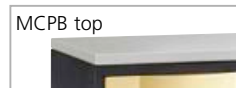



for locker width	396			770			1150		
for body depth	480	580	680	480	580	680	480	580	680
CSC	1	1	1	1	1	1	1	1	1
Order no.	8504-172	8504-173	8504-174	8504-272	8504-273	8504-274	8504-372	8504-373	8504-374
Price									

Tops without projection in the rear

flush with body on all sides, for box lockers from pages 152/153.

Please specify top decor, see page 487




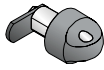


for locker width	770			1150		
Top depth	480	580	680	480	580	680
Thickness 25 mm						
+ Order no.	+ 8573-7272	+ 8573-7273	+ 8573-7274	+ 8573-7372	+ 8573-7373	+ 8573-7374
+ Addtl. charge						

MCPB = Melamine coated particle board







Cylinder locks and turning bolt latches




Prices per lock	Basic design		Optional	
	Cylinder lock	Cylinder lock in black with 2 keys	Turning bolt latch	Safety turning bolts
				
	up to 6000 different key numbers	via master key system with security certificate*	via master key system without security certificate	for padlock (see also page 83)
Order no.	8570-70	8570-711	0003-00	8500-718
Unit price				
+ Addtl. charge	Standard			

¹⁾ 51 black 56 gray
 52 white 61 green
 53 red 67 yellow
 55 blue




Keys and wristband for cylinder locks

	Spare key for cylinder lock	Spare key for master key system		Master key for master key system		Perlon wristband for cylinder locks
						
	Spare key for lock 8570-70	with security certificate*	without security certificate*	with security certificate*	without security certificate	Please indicate numbering from-to and list desired color no. ¹⁾
Order no.	0006-21	0010-11	0006-00	0011-00	0012-00	8501-05..
Price						

Padlocks

	Brass design, 2 keys, up to 300 different key numbers	Brand lock in brass design, with precision cylinder, 2 keys, up to 168,000 different key numbers	High-gloss chrome-plated with number combination, without keys	Locking no. according to customer requirements
				for cylinder lock (longer delivery time)
	Order no. 0002-10	Order no. 0002-11	Order no. 0002-12	Additional charge per lock
Price				Order no.-..99 + Addtl. charge

Number plates

Please specify numbering	Number plates				Stainless steel number plate
	in lock area, self-adhesive, separate for easy DIY assembly, only suitable for cylinder locks				self-adhesive, 30 x 50 x 1.0 mm
					
	<u>with</u> integrated door protection, 123 x 39 x 1.0 mm	<u>without</u> integrated door protection, 68 x 39 x 1.0 mm			
Design	plastic	Stainless steel	plastic	Stainless steel	Stainless steel
Order no.	4902-0601	4901-0601	4902-0611	4901-0611	8501-06
Price					



SAFE-O-MAT-Locks 107 + 165



Additional door protection/number plate 84

Electronic locking systems



Online and offline locking systems

Modern locker locking systems from GANTNER

Safe-deposit boxes and security compartments have to meet very clear requirements: they must be easy to administrate, simple to operate, and above all safe. Properties that mark out every GANTNER solution.

Identification and operation of GANTNER locks is carried out intuitively and conveniently with a non-contact data carrier (chip) which is integrated into a card, wristband, key ring, or watch.

The locker material type is unimportant because every RFID based GANTNER locking system can be used for any locker type, regardless whether it is made of wood, phenolic HPL, metal or glass.

The unique feature of GANTNER solutions is that they are part of a complete system: from the data carrier with integrated chip, to the wide range of possible applications, such as access control, complex automatic machines, tanning booth controls or cashless payment facilities – GANTNER supplies everything from a single source to create a coordinated, conclusive, convenient solution where every aspect is in perfect interplay.

The networked lock technology of the Smart and NET.Lock systems can be used to organize all kinds of safety deposit boxes and security compartments for numerous, frequently changing users.

GAT Net Lock

- Locker operation using chip card or bracelet
- Administration and control via PC software GAT Relaxx
- All lockers unlocked automatically
- Status overview of all lockers on PC including utilization overview
- High quality and durability
- Alerting in the event of attempted break-ins
- Easy-to-generate statistical analyses
- Authorization can be defined for one or more persons per locker
- Combination of battery- and wire-operated locks possible
- Suitable also for humid and briny air, resistant to UV radiation
- Automatic calibration and wide reading range
- Low maintenance costs
- Emergency operation without computer



Wire-operated locker lock with RFID GAT Net Lock

GAT ECO.Lock


- Locker operation using chip card, key ring, or bracelet
- No wiring required
- Easy retrofitting of existing lockers
- Can be operated intuitively
- Can be integrated into access system
- Authorization can be defined for one or more persons per locker
- Unrestricted locker selection or personalized locker allocation
- High quality and durability (also of batteries)
- Clear and distinct status display on locker
- Combination of battery- and wire-operated locks possible
- Suitable also for humid and briny air, resistant to UV radiation
- Low maintenance costs



Battery-operated locker lock GAT ECO.Lock

GAT ECO Side Lock

- GANTNER low-power technology ensures an operating life of approx. 10 years – without battery change
- Acoustic and optical alarm functions on the locker
- Slim and elegant design thanks to full integration inside the locker
- Protected against vandalism (no external parts)
- Intuitive one-hand operation
- Easy assembly, no wiring – suitable for all locker materials
- Various operating modes – free locker selection, personal locker, or time-limited locker
- Several master keys



Battery-operated locker lock GAT ECO Side Lock

GAT Info

- Locker number display
- List of previous direct debits and/or current balance (if the chip is used as a non-cash means of payment)
- Information about length of stay (e.g. during a visit to a thermal bath or spa)
- Intuitive operation
- Clear display
- Available in two designs
- Optionally available with fingerprint reader (for even more safety)



Information terminal GAT Info 6100

Locking systems: two examples comprising multiple possibilities

Electronic PIN code lock 3780

Its various functions make the Euro-Locks electronic combination lock 3780 the ideal solution for personal security compartments used by different persons.

Whether for free locker selection or for permanently allocated security compartments and lockers – the 3780 is the perfect solution whenever the use of keys for locker locking is not desired for organizational reasons.

Instead of a key, a 4-digit numerical code ensures secure locking and unlocking of the locker or security compartment. In a nutshell, the Euro-Locks PIN code lock stands out due to its:

- **Easy use**
- **Fast installation**
- **Easy retrofitting and compatibility** with the most common standard hole patterns for cylinder locks
- **Easy operation and code setting**
- **Immediate readiness for operation**



Available in the colors silver and black

Note:

If you are buying locks **at a later stage**, we always need you to provide the original order and the cabinet type.

All advantages at a glance

- Private, public, and technical mode
- Operation with 2 type AA batteries
- 4-digit user code
- 6-digit master code, 6-digit technical code
- Up to 80,000 tested locking cycles with one set of batteries
- Battery status warning via LED
- Emergency override key
- Acoustic signal (switchable)
- Function display via LED
- Sturdy die-cast zinc housing and handle



C+P has equipped many locker systems with electronic locking systems. Please inquire – we would be happy to advise you!

Mechanical combination lock WF 1401 and 1402

The WF 1401 and 1402 combination locks are innovative Made-in-Germany products for indoor industrial locker applications. The locking system has a freely programmable combination lock and a higher-level locking cylinder with a service key. The simple operation and robust and functional design are ideal for use in schools, sports facilities and workplaces. With the new Anti-Spy technology and the innovative Quick Reset function, these locks set standards in terms of security and administrative effort.

The locks are purely mechanical, completely maintenance-free locking systems and therefore an affordable alternative to electronic locks when it comes to acquisition and operation.

- **10,000 freely programmable user codes**
- **Locking cylinder for service key** (for resetting the lock and emergency openings)
- **New ANTI-SPY locking system**,
in which personal user codes can no longer be read out
- **New QUICK RESET function** for restoring factory settings in seconds, without any need to go through the complicated process of finding codes
- **Automatic code cover function** for improved security and comfort
- **Closure mechanism and all locking elements made of solid die-cast zinc**
- **Housing made of fiberglass-reinforced and easy-care special plastic**
- **Very well suited even to multi-point locks** due to the large handle surface for easy turning



The perfect solution for permanent and changing users:

- **The WF 1401 is for permanent users.**
A set code remains in place until it is changed
- **In the case of the WF 1402 for changing users,**
every time the lock is opened the code is automatically deleted
- Both models are available in silver and black


Note:

If you are buying locks **at a later stage**, we always need you to provide the original order and the cabinet type.

Cover function:

In the case of the WF 1401 (for permanent users), every time the lock is opened the set code is automatically covered as the combination wheels independently turn to 0-0-0-0. This means that nobody can see the user code. When it comes to closing, the lock can simply be turned back until it audibly and noticeably snaps into place, without any need to enter the code again. The programmed code is, of course, maintained.

In the case of the WF 1402 (for changing users), every time the lock is opened the code is automatically deleted.



Combined RFID and PIN code lock

SAFE-O-TRONIC® access LS lock

SAFE-O-TRONIC® access replaces the traditional cylinder lever lock with the convenience of electronic locking. This makes elaborate key management a thing of the past. PIN code technology and RFID technology are combined in a unique manner.

Keyless – by means of PIN codes

The personal PIN code can be conveniently entered by lightly touching the buttons. As an option, the locking system can also be programmed with master codes via RFID card for even more time savings.

Non-contact – via RFID card


To use RFID data carriers (such as cards, wristbands, or key rings), it is enough to simply hold them in front of the reader. We offer all RFID technologies in accordance with ISO 14443 A (e.g. MIFARE).

PIN



Personal Identification No.

RFID



Radio Frequency Identification



Please submit a project-specific inquiry

Variants:

- | | | | |
|---|---|---|---|
| ①
SAFE-O-TRONIC®
access LS 101
PIN code lock | ②
SAFE-O-TRONIC®
access LS 200
PIN code lock
with RFID programming
and RFID master
function | ③
SAFE-O-TRONIC®
access LS 300
RFID lock | ④
SAFE-O-TRONIC®
access LS 400
Combined
RFID and
PIN code lock |
|---|---|---|---|

All advantages at a glance

- **Standards easily adapted**
Locker doors prepared for the conventional lever lock cylinders can easily be retrofitted for SAFE-O-TRONIC® access, allowing time and cost savings to begin as early as with the assembly step.
- **Flexible management**
Different user categories can easily be grouped via PIN code (e.g. daily visitors), RFID card (e.g. club members and staff).
- **Convenient operation**
To enter the personalized PIN code, a light touch of the buttons is enough (capacitive technology). RFID data carriers are simply held in front of the reader for identification. The keys are wear-free and suitable for use in wet areas such as swimming facilities and saunas.
- **Optimize locker capacities**
A variety of functions designed to prevent unwanted locker reservations optimizes your capacities. Among other things, this allows you to program your lockers in a way that locks or unlocks them automatically at a predetermined point in time (e.g. automatic nighttime opening).
- **Controlled opening**
In the event that a locker must be unlocked by staff members, you not only have the option of conventional master locking but also master locking functions designed to only open the locker but at the same time prevent it from being locked again unintentionally. This increases the level of security for your visitors and protects your staff members from false accusations.
- **Organize offline locking systems online**
The card-based network SAFE-O-TRONIC® CyberNet offers online convenience for offline locking systems.
- **Time savings in programming**
Your locking system can be programmed in a flash thanks to SystemKeys.
- **Convenient monitoring options**
For monitoring purposes, all locking processes can be logged, printed, analyzed, and verified beyond doubt.
- **Universal applications**
The thin SAFE-O-TRONIC® access LS lock is suitable for locker doors on the left and right as well as doors in special shapes.
- **Individualized design**
From locker numbering to logos, SAFE-O-TRONIC® access makes your individual design ideas reality.

Coin-operated locks (see page 107 and 135)

For its lockers and assembled box lockers, C+P uses the SAFE-O-MAT coin-operated locking systems. Lockers with these locking systems are suitable for use at public facilities and institutions such as swimming pools, sports halls, schools, universities, fitness and leisure centers as well as in shopping malls, trade fairs, libraries, and hospitals.

SAFE-O-MAT systems are available in many different variants:

The **2-coin slot models** are available as both a deposit-operated lock and as a combined deposit/token-operated lock.

- With the **twin-coin deposit-operated lock**, the user can choose between two different coins to insert. For both operator and user, this eliminates the need to get change.
- With the **combined twin-coin multi-use deposit/token-operated lock**, the visitor inserts a coin for the admission charge as well as a deposit coin. This is returned upon termination of locker use. This allows visitors to come back to open their compartments as often as they want – at no extra charge. At the same time, the deposit coin prevents the key from being stolen.
- The **deposit/token-operated lock** is also optionally available for other coin combinations.

Functioning of the locking systems

Prior to use, the key is firmly lodged in the lock and the locker door is open.

Once the right coins or tokens are inserted, the door can be closed and the key can be pulled out. Clothes and valuables are securely stored. The user keeps the key.

As soon as the user re-opens the locker, the coin or token drops into the collecting tray. The key is again firmly enclosed in the lock, making the locker available for the next visitor right away.

Practical key logistics

Key wristband sets and identical numbering at the locker and wristband (additional fittings) ensure practical deployment. Thanks to keys with clip-in number plates, the locking system can be organized very easily and efficiently. The operator himself can clip the number plates onto the key head at any time – in a flash and with no instruments needed. This eliminates the need for elaborate stamping and fastening. At the same time, it ensures greater flexibility and saves time when numbering and allocating the user keys. The fully laser-marked number plates can be stored on site in sets of 50.

Additional security

The SAFE-O-MAT locking system has an exchangeable cylinder system as standard feature. By means of an emergency opening key, it allows for emergency openings (if keys are lost) through controllable cylinder replacement.

Visitors who have lost their key can receive help immediately. The lost key does not pose any threat to security. The replaced locking cylinder ensures that the key no longer fits the lock.

Particular benefit from this solution: Quick cylinder replacement after any key loss means there is no need to buy several spare keys for every lock. This also eliminates any associated security risks. (One or two replacement cylinders are all you need!) In addition, there are no risks associated with the traditional master key system where the loss of the master key can jeopardize the security of the entire locking system.

However a conventional master key can be provided on request in order to, for instance, take the deposit coin as a “fine” for the non-authorized reservation of a compartment. Let us help you with your individual needs.

The advantages of coin-operated locks at a glance:

- **Lower operating costs**
No need for staff members assigned to giving out and taking back keys.
- **Protection against key loss**
The locker key is held in the lock until the locker is in use. Even after the locker is opened, the key automatically remains in position and cannot be removed accidentally.
- **Time savings for the user**
No long wait for keys to be issued.
- **Better utilization of locker capacities**
The locker can be used by different visitors several times a day.



Twin-coin deposit lock



Token-operated multi-use twin-coin lock

Sturdy and variable.

BASIC benches and benches with coat rack



The tried and tested single benches:


Simple, sturdy, combined quickly 168

- Sturdy steel square tube construction with high-quality enamel coating
- Rounded hardwood bench slats, alternatively plastic bench slats
- Optional shoe rack, can also be retrofitted
- Easy height adjustment with adjusting screw
- Delivered completely preassembled for immediate use

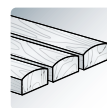
Sturdy square profile



Sturdy rectangular tube



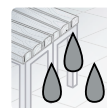
Rounded, varnished hardwood bench slats



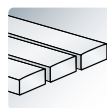
2-component wood varnish



Improved wet room resistance



Plastic bench slats with steel core



Benches and benches with coat rack **Basic**

•

-

•

•

•

optional

HPL benches and stool

-

-

-

-

•

-

Benches **Vitas**

-

•

-

-

•

-

Benches with coat rack

HPL benches and stool

VITAS benches



The attractive benches made of curved phenolic HPL.....172

- Sophisticated design, excellent seating comfort
- Sturdy frame made of 13 mm thick, curved phenolic HPL material white (HPL = high-pressure laminate) with black gray core
- Also available as an attractive, cubical-shaped stool
- With 4 plastic adjustable glides each for non-slip positioning
- Easy-to-clean material, ideally suited for wet rooms

The durable, stylish solitaire bench.....173

- Sophisticated design and excellent seating comfort
- Sturdy, durable, and hard-wearing steel-profile frame
- Frame available in coated steel or stainless steel
- Seat and backrest made of phenolic HPL material (= high-pressure laminate)
- Optional 50 mm soft leather padding (black) for seat and backrest
- Additional storage areas next to the seat (for the 2000 mm bench widths)
- With 4 adjustable gliders to prevent slipping
- Frame edges easy to clean
- Floor attachment and sealing possible by means of on-site silicone application/sealing

Reinforced phenolic HPL seat and functional area	Seats made of padded leather	Easy to clean	Height adjustment	Floor attachment	Floor sealing	Stainless steel design	Functional areas	Attractive frame colors
-	-	•	•	-	-	-	-	•
•	-	•	-	-	-	-	•	-
•	•	•	-	•	optional	optional	•	•

BASIC benches and benches with coat rack

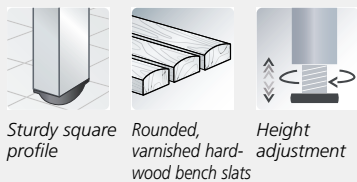
The Basic benches and benches with coat rack offer:

- Sturdy steel square tube construction, 30 x 30 mm, with high-quality enamel coating
- Bench slats, backrests and hook racks made of hard beechwood planed on all sides, rounded at the top for good sitting comfort, approx. 60 x 30 mm side-face, finished with clear varnish, **with natural color differences**
- Adjustable floor gliders for easy level adjustment (10 mm)
- Hook rail with plastic double hooks, concealed according to DIN
- Delivered completely preassembled for immediate use
- Bench slats made of plastic (e.g. for damp rooms) available for all models for no additional charge
- Optional shoe rack, can also be retrofitted
- Frame standard color: RAL 7021 black gray (other frame coatings according to the color surcharge table at the end of catalog – see color surcharge code number)



Order no. 8051-000

Order no. 8051-010



Sturdy square profile

Rounded, varnished hard-wood bench slats

Height adjustment

Free-standing bench

Frame in black gray RAL 7021 (standard), height 420 mm



Dimensions and design	Width	1000	1500	1960
	Depth	353	353	353
	Feet	4	4	6
1. without shoe rack	CSC	3	3	3
	Order no.	8050-000	8051-000	8052-000
	Price			

1. with shoe rack	CSC	3	3	3
	Order no.	8050-010	8051-010	8052-010
	Price			



Shoe racks with 5 crossbars made of square profile, one-sided. (Double benches require one shoe rack per side)

+ Shoe racks for retroactive mounting under benches without shoe racks	for width	1000	1500	1960
CSC		1	1	1
+ Order no.		+ 8050-7100	+ 8051-7100	+ 8052-7100
+ Addtl. charge				

+ Height adjusting screws with up to 50 mm level adjustment	for number of feet	4	4	6
+ Order no.		+ 8051-703	+ 8051-703	+ 8051-704
+ Addtl. charge				



Floor gliders with 10 mm level adjustment

+ Bench slats made of plastic with steel core	Light gray	Blue gray	Black gray
+ Order no.	+ 8000-7035	+ 8000-7031	+ 8000-7021
+ Addtl. charge			

2. Frame color	Black gray RAL 7021 (standard)
Please select (see end of catalog for color overview)	487



Coat rack section

Frame in black gray RAL 7021 (standard), height 1650 mm. One-sided or double-sided with backrests and hook rails. For retrofitting or for remodeling ...



Note:

For retrofitting coat rack sections, the assembly bore holes required must be drilled by the customer.

1. ...one free-standing bench into a **one-sided bench with coat rack**

Width	1000	1500	1960
Double hooks	4	6	8
CSC	1	1	1
Order no.	8050-711	8051-711	8052-711
Price			

Comfort coat hooks

Additional functions

- Combined hat and double coat hook
- Number plate that can be customized (with individual motifs, numbering, etc.)
- Coat hook bent backward (concealed according to DIN)

Modern design and made of high-quality plastic.

1. ...two free-standing benches into a **double-sided bench with coat rack**

Width	1000	1500	1960
Double hooks	2 x 4	2 x 6	2 x 8
CSC	1	1	1
Order no.	8050-712	8051-712	8052-712
Price			



Comfort coat hooks with exchangeable individual label

2. **Frame color**



Black gray RAL 7021 (standard)

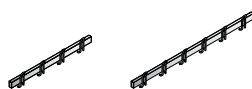
Please select (see end of catalog for color overview) 487

Wall-mounted wardrobe

Hook rail for wall mounting with plastic double hooks

1. **One-sided design**

Width	996	1496
Depth	68	68
Double hooks	4	6
Order no.	8078-2101	8078-2111
Price		



Order no. 8078-2101

Single-sided and double-sided BASIC benches with coat racks



Order no. 8051-110




Comfort coat hooks with exchangeable individual label



Floor gliders with 10 mm level adjustment

One-sided bench with coat rack

Frame in black gray RAL 7021 (standard), height 1650 mm, bench height 420 mm



Dimensions and design	1000	1500	1960	
Width	1000	1500	1960	
Depth	403	403	403	
Feet	4	4	6	
Double hooks	4	6	8	
CSC	4	4	4	
Order no.	8050-100	8051-100	8052-100	
Price				



CSC	4	4	4
Order no.	8050-110	8051-110	8052-110
Price			

2. Frame color




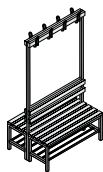
Black gray RAL 7021 (standard)

Please select (see end of catalog for color overview) 487



Double-sided bench with coat rack

Frame in black gray RAL 7021 (standard), height 1650 mm, bench height 420 mm



	1000	1500	1960
Width	1000	1500	1960
Depth	756	756	756
Feet	2 x 4	2 x 4	2 x 6
Double hooks	2 x 4	2 x 6	2 x 8
1. CSC	6	6	6
Order no.	8050-200	8051-200	8052-200
Price			
1. CSC	6	6	6
Order no.	8050-210	8051-210	8052-210
Price			



Order no. 8051-210



Accessories

Height adjustment screws, plastic bench slats 168

HPL benches and stool

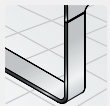
The HPL benches and the HPL stool offer:

- Sophisticated design, excellent seating comfort
- Sturdy frame made of 13 mm thick, curved phenolic HPL material white (HPL = high-pressure laminate) with black gray core
- Also available as an attractive, cubical-shaped stool
- With 4 plastic adjustable glides each for non-slip positioning
- Easy-to-clean material
- **Ideally suited for wet rooms**

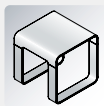


Order no. 80523-000

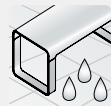
Order no. 80593-000




Sturdy phenolic HPL material



Cubical-shaped stool

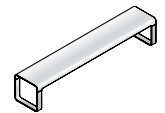
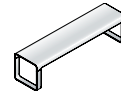


Suitable for wet rooms



Free-standing HPL benches and stool*

Seat and frame made of curved phenolic HPL, height 445 mm



Dimensions and design



HPL white

	450	1000	1500	2000
Width	450	1000	1500	2000
Depth	450	450	450	450
Design	Stool	Bench		
Order no.	80593-000	80503-000	80513-000	80523-000
Price				

* Longer delivery time



VITAS benches

The Vitas benches offer:

- Sophisticated design, excellent seating comfort
- Sturdy steel-profile frame, available in coated steel or stainless steel
- Seat and backrest made of phenolic HPL (= high-pressure laminate)
- Optional 50 mm soft leather padding (black) for seat and backrest
- Additional storage areas next to the seat (for the 2000 mm bench widths)
- With 4 adjustable gliders to prevent slipping
- Frame edges easy to clean
- Floor attachment and sealing possible by means of on-site silicone application/sealing



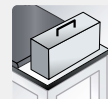
Sturdy rectangular tube



Reinforced phenolic HPL seat and functional area



Stainless steel optional



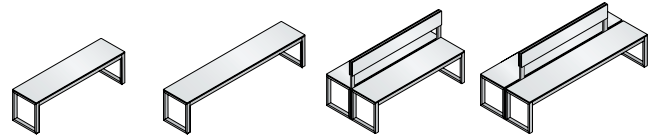
Functional areas

For wet rooms, we recommend the option with stainless steel frame and phenolic HPL seat/backrest



Free-standing Vitas benches

Seat made of **phenolic HPL**, height 453 mm



Dimensions and design

Width	1500	2000	1500	2000
Depth	400	400	825	825
Design	Full-width seat		Full-width seat	



CSC	3	3	3	3
Order no.	8151-900	8152-900	8151-920	8152-920
Price				

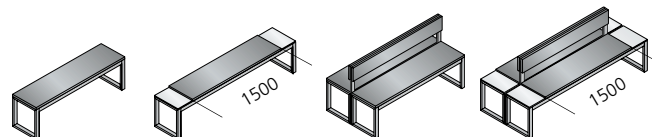


CSC	-	-	-	-
Order no.	8151-902	8152-902	8151-922	8152-922
Price				



Additional leather seat

Leather black, height 490 mm



Design	Full-width seat	Seat 1500 mm, storage areas on left and right	Full-width seat	Seat 1500 mm, storage areas on left and right
+ Order no.	+ 8152-004	+ 8152-004	+ 8152-204	+ 8152-204
+ Addtl. charge				

2. Frame color



for coated option

Please select (see end of catalog for color overview) 487

Something for everyone.

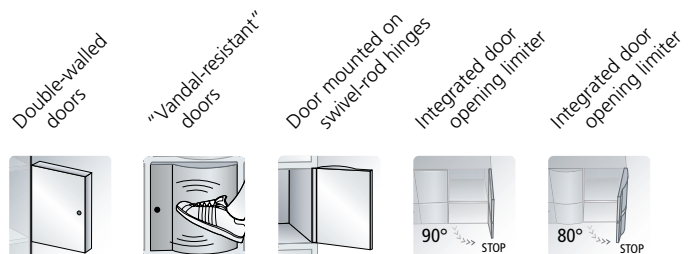
Wall-mounted wardrobes and free-standing wardrobes



The useful helpers for the lobby

176

- Sturdy steel and aluminum construction
- Free-standing wardrobes optionally available with casters for mobile use
- Optional double numbering for use as a "theater wardrobe"
- Two umbrella stand variants
- Delivered disassembled with easy assembly instructions



Wall-mounted wardrobes and free-standing wardrobes

Open wardrobes and box lockers

Open wardrobes S 5000 **Resisto**

	Double-walled doors	"Vandal-resistant" doors	Door mounted on swivel-rod hinges	Integrated door opening limiter 90°	Integrated door opening limiter 80°
Wall-mounted wardrobes and free-standing wardrobes	-	-	-	-	-
Open wardrobes and box lockers	●	-	-	●	-
Open wardrobes S 5000 Resisto	-	●	●	-	●

Open wardrobe systems

Open wardrobes and box lockers



The typical office wardrobe designed for continuous connection 178

- Sturdy steel construction with high-quality enamel coating
- 2 compartment widths (wide version suitable for motorcycle helmets)
- Flexible endless system comprising box lockers, intermediate parts, and end panels, expandable at any time
- Door opening limiter 90° as standard feature
- Coat hangers with special mounting (discourages theft)
- Double-walled doors with cylinder lock and 2 keys
- Other lock options: turning bolt, master key system, Safe-O-Mat locks

Open wardrobes S 5000 RESISTO



Open wardrobe with special doors: Extra strong, extra fine, extra large 183

- Sturdy steel construction with high-quality enamel coating
- Special doors made of 1.5 mm thick steel, curved to the front, mounted on sturdy swivel-rod hinges
- Compartments suitable for motorcycle helmets
- Integrated door opening limiter 80° as standard feature
- Each door with cylinder lock and 2 keys
- Other lock options: turning bolt, master key system, Safe-O-Mat locks
- Height adjustment
- Soft doorstop silencer

Locking variants	Number plates	Standard coat hanger	Coat hanger with special mounting	Compartments for motorcycle helmets	Umbrella stand	Casters	Base 100 mm	Height adjustment	Continuous connection
-	●	●	-	-	●	●	-	-	-
●	-	-	●	B 400	●	-	●	-	●
●	-	-	●	B 350	●	-	●	●	●

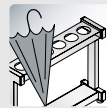


The wall-mounted and free standing wardrobes offer:

- Each system consists of durable, non-coated anodized aluminum and powder coated square/rectangular steel tube in black
- All hooks in standard design black anodized, also in non-coated aluminum on request
- Delivered disassembled with easy assembly instructions
- Coat hangers made of black plastic



Free-standing and wall-mounted wardrobes



Umbrella stand



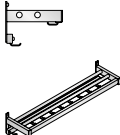
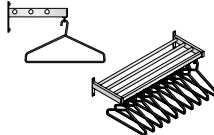
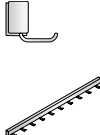
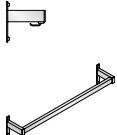
Order no. 8078-1101



Order no. 8078-1103

Wall-mounted wardrobes

1. Dimensions and design

				
Width	1000	1000	1000	1000
Depth	250	350	65	170
Height	180	180	45	180
Description	Wardrobe profile with hat rack and 19 hooks	Wardrobe profile with hat rack and 10 coat hangers made of black plastic	Wardrobe profile with 10 hooks (standard design)	Wardrobe profile with supports and 10 hooks mounted toward the inside
Order no.	8078-1103	8078-1104	8078-1101	8078-1102
Price				

+ Numbering

for all free-standing wardrobes with hooks, consisting of self-adhesive number plates and matching wardrobe tag, both white plastic with black numbering (please specify)

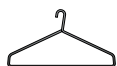


Order no.

8078-707

Price

+ Special coat hangers made of black plastic, in bulk



Order no.

8078-703

Price

+ 1 set of casters (4 pieces) for free-standing wardrobes, sturdy design with brake



Order no.

8078-702

Price

Wall-mounted and free-standing wardrobes



Order no. 8078-1202



Order no. 8078-1201 + 8078-702 (casters)

Free-standing wardrobes

free-standing

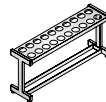


1. Dimensions and design

Width	1000	1000	1000
Depth	450	650	550
Height	1700	1700	1700
Description	one-sided design with hat rack and 19 hooks	double-sided design with hat rack and 2 x 19 hooks	one-sided design with hat rack and 10 coat hangers made of black plastic
Order no.	8078-1201	8078-1202	8078-1203
Price			

Umbrella stand

with drip pan



1. Dimensions and design

Width	600	1000
Depth	150	250
Height	450	450
Description	for 6 umbrellas	for 20 umbrellas
Order no.	8078-1301	8078-1302
Price		

Order no. 8078-1301



Order no. 8078-1302

8070 series



Door opening limiter 90°



Wide compartment
(e.g. for motorcycle helmets)
from model 82700

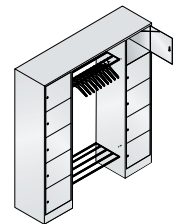
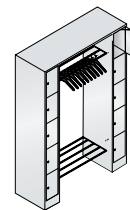
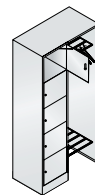
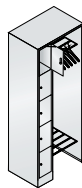


Order no. 80700-00



Order no. 80710-00

Open wardrobes



1. Dimensions and design

	740	960	1430	1870
Width	740	960	1430	1870
Depth	480	480	480	480
Height	1950	1950	1950	1950
Clear opening dimensions per compartment H x W x D	345 x 190 x 460	345 x 410 x 460	345 x 190 x 460	345 x 410 x 460
for no. of persons	5	5	10	10
Description	1 locker with 5 compartments, no. 80700-10, 1 top shelf, 1 hat rack with 5 coat hangers, 1 shoe rack, 1 end side panel	1 locker with 5 compartments, no. 82700-10, double-width, 1 top shelf, 1 hat rack with 5 coat hangers, 1 shoe rack, 1 end side panel	2 lockers with 5 compartments, no. 80700-10, 1 top shelf, 1 hat rack with 10 coat hangers, 1 shoe rack	2 lockers with 5 compartments each, no. 82700-10, double-width, 1 top shelf, 1 hat rack with 10 coat hangers, 1 shoe rack
CSC	6	7	9	11
Order no.	80700-00	82700-00	80710-00	82710-00
Price				

2. Body and door color (see end of catalog for color overview)

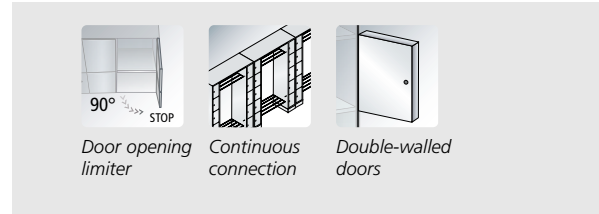


Please choose

Open wardrobes and box lockers

The 8070 series offers:

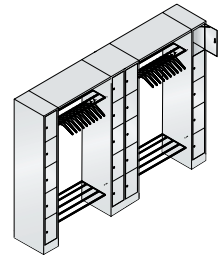
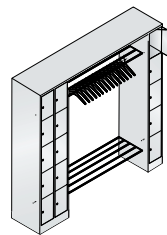
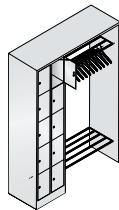
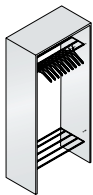
- Sturdy steel construction with high-quality enamel coating
- Expandable and modifiable continuous system
- Double-walled hinged doors
- All doors with door opening limiter 90°
- Cylinder lock with 2 keys
- Two compartment sizes
- Lockers prepared for intermediate parts on left and right
- Coat hangers with special mounting (discourages theft)
- Hat rack and shoe racks made of square tube, coated in black gray, base in color of body
- The wardrobes are delivered disassembled with easy assembly instructions
- Asymmetrical wardrobes can also be mirrored for assembly



Order no. 80730-00



Order no. 80730-20



	954	1410	2100	2840
	480	480	480	480
	1950	1950	1950	1950
	-	345 x 190 x 460	345 x 190 x 460	345 x 190 x 460
	10	10	15	20
	2 end panels, no. 8074-00, 1 top shelf, 1 hat rack with 10 coat hangers, 1 shoe rack, 1 rear panel, no. 8071-02	1 locker with 10 compartments, no. 80700-20, 1 top shelf, 1 hat rack with 10 coat hangers, 1 shoe rack, 1 end side panel	1 locker with 10 compartments, no. 80700-20, 1 locker with 5 compartments, no. 80700-10, 1 top shelf, 1 hat rack with 15 coat hangers, 1 shoe rack	2 lockers with 5 compartments each, no. 80700-10, 1 locker with 10 compartments, no. 80700-20, 2 top shelves, 2 hat racks with 10 coat hangers each, 2 shoe racks
	5	9	11	13
	8071-03	80720-00	80730-00	80730-20

+ Accessories

Additional fittings, coat hangers 181

Box lockers 8070 series



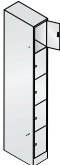





Order no. 80700-40



Order no. 82700-20

Box lockers

1. Dimensions and design

						
Width	240	460	680	900	460	900
Depth	480	480	480	480	480	480
Height	1950	1950	1950	1950	1950	1950
Clear opening dimensions per compartment H x W x D	345 x 190 x 460	345 x 190 x 460	345 x 190 x 460	345 x 190 x 460	345 x 410 x 460	345 x 410 x 460
Description	with 5 tiers	with 5 tiers and 2 adjacent compartments = 10 compartments	with 5 tiers and 3 adjacent compartments = 15 compartments	with 5 tiers and 4 adjacent compartments = 20 compartments	with 5 tiers (double-width)	with 5 tiers and 2 adjacent compartments (double-width) = 10 compartments
CSC	4	6	9	10	6	9
Order no.	80700-10	80700-20	80700-30	80700-40	82700-10	82700-20
Price						

2. Body and door color (see end of catalog for color overview)

Please choose

Accessories for open wardrobe systems

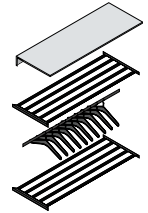
Intermediate parts

1 top shelf,
1 hat rack with
5 coat hangers,
1 shoe rack
for no. 80700-00
and 82700-00

1 top shelf,
1 hat rack with
10 coat hangers,
1 shoe rack
for no. 80710, 80720,
82710-00, and 80730-20

1 top shelf,
1 hat rack with
15 coat hangers,
1 shoe rack
for no. 80700-00

Width	500	950	1400
Depth	480	480	480
CSC	1	2	3
Order no.	8070-01	8071-01	8073-01
Price			



Rear panels



Width	500	950	1400
Height	1950	1950	1950
CSC	1	2	3
Order no.	8070-02	8071-02	8073-02
Price			

Side end panel

Depth 480 mm



Width	20
Height	1950
CSC	1
Order no.	8074-00
Price	



Door reduced in size

for letter drop with 80700/82700 series
(addtl. charge per door/longer delivery time possible)

Order no.	8000-25
Price	

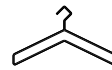


Double coat hooks for ease of operation,
with integrated mounting for coat hangers

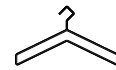
Coat hangers



Standard
Hardwood in black paint
finish (with special mounting)



Metal nickel-plated
(with conventional mounting)








Metal golden
(with conventional mounting)

Order no.	8000-061	8000-063	8000-064
Price			

Moisture-proof design (electrolytically zinc-plated, enamel coated) on request





Accessories for box lockers 8070 series

Cylinder locks and turning bolt latches

Prices per lock	Basic design				Optional			
	Cylinder lock	Cylinder lock in black with 2 keys		Lock in moisture-proof design cylinder lock in black		Turning bolt latch		
								
	up to 1000 different key numbers	up to 6000 different key numbers	via master key system with security certificate*	via master key system without security certificate*	up to 1000 different key numbers	via master key system with security certificate*	via master key system without security certificate*	for padlock
Order no.	8077-30	8077-300	8000-01	8000-001	8077-32	8000-012	8000-0012	0003-00
Unit price								
+ Addtl. charge	Standard							





¹⁾ 51 black
52 white
53 red
55 blue
56 gray
61 green
67 yellow

Keys and wristband for cylinder locks

	Spare keys for cylinder lock	Spare key for master key system		Master key for master key system		Perlon wristband for cylinder locks
						
	Spare key for lock 8077-30 / 8077-300	with security certificate*	without security certificate*	with security certificate*	without security certificate	Please indicate numbering from-to and list desired color no. ¹⁾
Order no.	0006-00	0010-11	0006-00	0011-00	0012-00	8501-05..
Price						




Padlocks

for turning bolt latches, bolt size approx. 6 mm

	Brass design, 2 keys, up to 300 different key numbers	Brand lock in brass design with precision cylinder, 2 keys, up to 168,000 different key numbers	High-gloss chrome-plated with number combination, without keys	Locking no. chosen by customer
				
	Additional charge per lock			
Order no.	0002-10	0002-11	0002-12-99
Price				+ Addtl. charge

Number plates

Please specify numbering

	Number plates in lock area, self-adhesive, separate for easy DIY assembly, only suitable for cylinder locks				Stainless steel number plate self-adhesive, 30 x 50 x 1.0 mm
					
	<u>with</u> integrated door protection, 123 x 39 x 1.0 mm	<u>without</u> integrated door protection, 68 x 39 x 1.0 mm			
Design	plastic	Stainless steel	plastic	Stainless steel	Stainless steel
Order no.	4902-0601	4901-0601	4902-0611	4901-0611	8501-06
Price					



SAFE-O-MAT Locks | 107 + 165



Additional door protection/number plate | 84

The S 5000 Resisto series offers:

- Sturdy steel construction with high-quality enamel coating
- All models on base 100 mm high in color of the body and height adjustment
- Lockers with 5 tiers and vented rear panel as well as 20 mm wall spacer
- **Special doors made of steel 1.5 mm thick, curved to the front and absolutely sturdy**
- Door hinged on right and left with sturdy strap hinges
- Each door with cylinder lock and 2 keys
- Integrated door opening limiter 80° with soft doorstop silencer and wall mounting as standard features
- Compartments suitable for motorcycle helmets
- Other lock types, such as coin-operated locks, available as well



"Vandal-resistant" doors



Integrated door opening limiter



Height adjustment



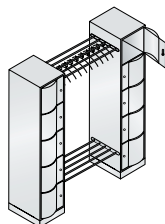
Door mounted on swivel-rod hinges



Order no. 8571-00

Open wardrobe

consisting of one security locker each model 8570-172, hat and shoe rack made of round metal in between, 10 black plastic coat hangers



1. Width	1742
Depth	540
Height	1950
Clear opening dimensions per compartment H x W x D	336 x 320 x 460
CSC	10
Order no.	8571-00
Price	

All lockers with louvers in the rear panel and 20 mm wall spacer


+ Accessories

Locks **159**

Coat hangers **176**



Absolutely smooth



Integrated door opening



Z lockers

S 3000 EVOLO Fire service lockers



The space-saving lockers for long garments 186

- Sturdy steel construction with high-quality enamel coating
- Z-shaped doors, fixed or as folding door mechanism
- Either base or bench as sub-frame
- Practical interior fittings for easy use
- Fronts made of steel
- Possible locks: turning bolts, cylinder locks, Safe-O-Mat locks


The red lockers with the clever details 188

- Sturdy steel construction with high-quality enamel coating
- Choice of different dimensions and compartment widths
- Many sub-frame options customized to specific requirements
- Security compartment (door does not project beyond the housing)
- Combination lock with master key and scrambling function
- Practical accessories, proven under operating conditions

Z-shaped doors



Base 100 mm



Different sub-frames



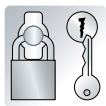
Steel fronts



Standard fittings



Locking variants



Z lockers

●

●

●

●

●

●

S 3000 **Evolo**
fire service lockers

-

-

●

●

●

●

S 3000 **Evolo** laundry collection/
dispensing lockers and laptop lockers

-

●

●

●

-

-

Space-saving lockers, safe deposit box
and small-compartment lockers

-

●

-

●

-

-

Industry-specific and custom solutions

S 3000 EVOLO Laundry collection and dispensing lockers



The well thought-out dispensing and collecting lockers 196

- Sturdy steel construction with high-quality enamel coating
- Dispensing lockers with two different compartment sizes
- Practical central door for collective loading and individual unloading
- Either feet or base as sub-frame
- Collection lockers with integrated swing flap
- Laundry-bag holder

S 3000 EVOLO Laptop lockers



The safe computer storage 197

- Sturdy steel construction with high-quality enamel coating
- The solution for the secure and space-saving storage of 10 or 20 laptops, notebooks, or tablets
- Optionally with power connection in each compartment (installation position always on the left, incl. cabinet connection cable)
- Door hinged on right, with sturdy swivel-rod hinges
- Each door with cylinder lock and 2 keys

Space-saving lockers, safe deposit box, small- compartment lockers



The space-saving specialists 198

- Sturdy steel construction with high-quality enamel coating
- Doors of space-saving lockers mounted on sturdy strap hinges
- Safe deposit box lockers with shortened door, e.g. for letter drop
- Space-saving lockers with extra narrow compartment width of 150 mm for small rooms
- Attractive locker base in black gray
- Small-compartment lockers with two compartment sizes for simple adaptation for desired use

Different compartment widths	Open wardrobe	Recessed security compartment	Special helmet holder, foldable	Combination lock	Central door	Swing flap	Extra narrow compartments	Doors shortened for letter drop	Electrification
●	●	●	●	●	-	-	-	-	-
-	-	-	-	-	● ¹⁾	● ¹⁾	-	-	● ²⁾
●	-	-	-	-	-	-	●	●	-



Order no. 8023-224



Order no. 8053-224

With folding-door mechanism

for double hanging room for long garments in a small space, special folding-door mechanism, requires little space, no risk of collisions, each door with cylinder lock and two keys. All lockers with ventilation in the rear panel and 10 mm spacer (absolute body depth = approx. 500 mm)

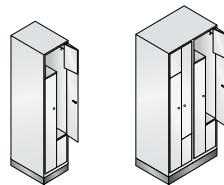
Clear opening dimensions per compartment (H x W x D): 1225 x 350/160 x 480 mm
Height of the wide section: 340 mm

Special folding-door mechanism:

- low space requirements
- no risk of collision
- comfortable operation via locks in the center

Z lockers

on base 100 mm high,
doors in color of the body and 10 mm
height adjustment



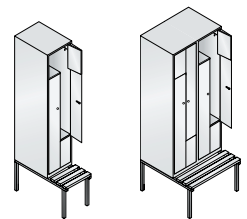
1. Dimensions and design

Width	420	820
Depth	510	510
Height	1800	1800
for no. of persons	2	4
CSC	3	5
Order no.	8023-122	8023-224
Price		



Z lockers

on bench built
underneath the locker,
with bench slats made of
hard beechwood



1. Dimensions and design

420	820
510/825	510/825
2090	2090
2	4
3	5
8053-122	8053-224



2. Body and door color



Please select (see end of catalog for color overview).....

Z lockers



Order no. 8123-224



Order no. 8153-224

With fixed doors

for double hanging room for long garments in a small space, with fixed door (non-folding), no risk of collisions thanks to corresponding lock position, each door with cylinder lock and two keys. All lockers with ventilation in the rear panel and 10 mm spacer (absolute body depth = approx. 500 mm).

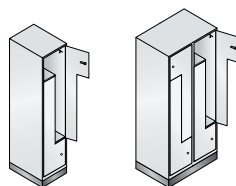
Clear opening dimensions per compartment (H x W x D): 1225 x 350/160 x 480 mm
Height of the wide section: 340 mm



The practical, sturdy wardrobe rail made of oval profile with 3 twist-proof sliding hooks is very user-friendly and allows several garments to be hung at intervals.

Z lockers

on base 100 mm high,
doors in color of the body and 10 mm
height adjustment



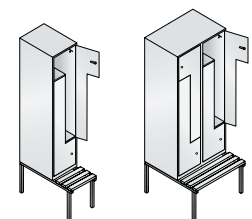
1. Dimensions and design

Width	420	820
Depth	510	510
Height	1800	1800
for no. of persons	2	4
CSC	3	5
Order no.	8123-122	8123-224
Price		



Z lockers

on bench built
underneath the locker,
with bench slats made of
hard beechwood



1. Dimensions and design

	420	820
	510/825	510/825
	2090	2090
	2	4
	3	5
	8153-122	8153-224



+ Bench slats made of plastic

	Light gray	Blue gray	Black gray
+ Order no.	+ 8000-7035	+ 8000-7031	+ 8000-7021
+ Addtl. charge			

+ Accessories


Additional fittings, locks 51

Practical details: S 3000 EVOLO

For additional furnishing examples from a market leader, please see the Evolo fire service lockers brochure or our website at www.cp.de/evolo



Foldable helmet holder:
made of glass-fiber reinforced plastic, for better protection of the helmet by the curved support and practical folding function for easier removal.



Hook rail on the side:
With three additional sliding stainless steel hooks, for example for safety harness, respirator mask, etc.



C+P double coat hooks:
Oval special changing room rail with twist-proof double sliding hooks. Can support a large load and is very easy to use, with system holder, e.g., for coat hangers or a movable partition.



Optimum corrosion protection thanks to optional feet made of plastic:
They consistently underpin the linear design and have a protective sleeve that covers the adjusting screw when the optional height adjustment is used. An ingenious feature!



Security compartment with additional top shelf:
Important details on model 48315: The security compartment door does not project beyond the housing when opened, thus keeping the passageway clear (= safety even during hectic changing situations).

Fire service lockers



Fire service lockers
Compartment width 500 mm... [190](#)



Fire service lockers
Compartment width 400 mm... [191](#)



Fire service lockers
with helmet holder
on locker roof [192](#)



**Fire service
combination locker**..... [194](#)



Fire service wardrobes..... [195](#)



Step tread with top handle:
For easy access of the helmet holder on top of the locker for shorter people.



Shoe tray:
The shoe tray collects dirty water and foreign objects from the bottom of shoes and protects the locker from damage. Cleaning is no problem thanks to its easy removal.



Special combination lock:
With scrambling and master key function to keep valuables and personal items safely locked away.

S 3000 EVOLO



The S 3000 Evolo fire service lockers offer:

- Sturdy steel construction with high-quality enamel coating
- Choice of different dimensions and compartment widths
- Many sub-frame options customized to specific requirements
- Security compartment (door does not project beyond the housing)
- Combination lock with master key and scrambling function
- Adjustment screws, level adjustable from the inside
- **Optional: locker feet made of plastic = increased protection against corrosion of the locker!**
- Practical accessories, proven under operating conditions



Adjustment screws, level adjustable



Sub-frame with feet, optional




Recessed security compartment



Special helmet holder, foldable



Combination lock



Different compartment widths

Order no. 48315-13
+ 48015-711L
(combination lock)

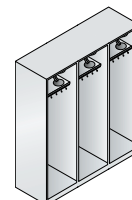
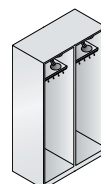
Fire service lockers

Compartment width 500 mm, with the following equipment: foldable helmet holder inside on the top right, storage shelf or optionally security compartment inside on the top left. Sturdy wardrobe rail made of oval profile below with 4 twist-proof sliding hooks, hook rail on the side with 3 sliding hooks for safety harness, etc., bottom can be swept out smoothly.

Internal dimensions of helmet compartment:
320 x 250 (H x W)

Internal dimensions from wardrobe rail to bottom of locker:
1360 x 445 x 565 mm (H x W x D)

Height 1850 mm
Depth 600 mm



1. Dimensions and design

open compartment

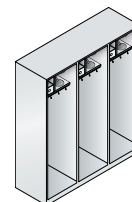
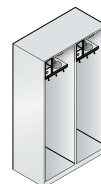


Width	520	1010	1500
Compartments	1 x 500	2 x 500	3 x 500
CSC	4	6	8
Order no.	48315-131	48315-231	48315-331
Price			

Lockers with security compartment

with cylinder lock and 2 keys (combination lock for additional charge)

Interior dimensions of security compartment:
155 x 125 x 320 mm (H x W x D)



1. Dimensions and design

with security compartment



Width	520	1010	1500
Compartments	1 x 500	2 x 500	3 x 500
CSC	4	6	8
Order no.	48315-13	48315-23	48315-33
Price			

2. Body color (fire red RAL 3000 for no addtl. charge)



Please select (see end of catalog for color overview)..... **487**

Fire service lockers



+ **Feet**
Plastic version,
150 mm high,
height-adjustable
by approx. 10 mm
(4 pieces)



Color	Black
Locker height	2000
+ Order no.	+ 4800-70251
+ Addtl. charge	

Order no. 48215-22
+ 4800-70251 (feet made of plastic)
+ 2x 48015-711R (combination lock)

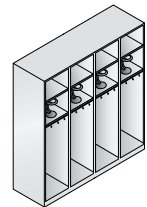
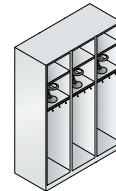
Fire service lockers

Compartment width 400 mm, with the following equipment: security compartment on top, below that phenolic HPL shelf in black with foldable helmet holder. Sturdy wardrobe rail made of oval profile below with 3 twist-proof sliding hooks, hook strip with 3 movable hooks for safety harness, etc. on the side, bottom can be swept out smoothly.

Internal height of the helmet compartment:
300 mm

Internal dimensions from barre
porte-manteau to bottom of locker:
1130 x 330 x 465 mm (H x W x D)

Height 1850 mm
Depth 500 mm

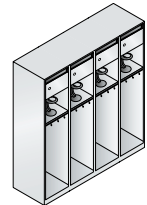
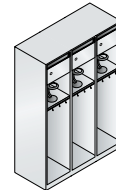
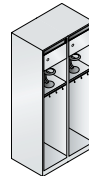
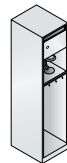


1. Dimensions and design	Width	420	810	1200	1590
	Compartment		1 x 400	2 x 400	3 x 400
open compartment	CSC	3	5	6	8
	Order no.	48215-121	48215-221	48215-321	48215-421
	Price				

Lockers with security compartment

with cylinder lock and 2 keys as well as insertion slot (H 25 x W 195 mm) above the door (combination lock for additional charge)

Interior dimensions of security compartment:
200 x 288 x 435 mm (H x W x D)



1. Dimensions and design	Width	420	810	1200	1590
	Compartment		1 x 400	2 x 400	3 x 400
with security compartment	CSC	3	5	6	8
	Order no.	48215-12	48215-22	48215-32	48215-42
	Price				

+ Accessories

Additional fittings, combination lock 193

Fire service lockers

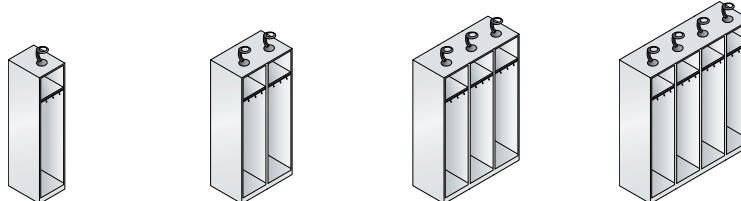
Compartment width 400 mm, with the following equipment: foldable helmet holder on the locker roof (delivered separately, for easy DIY assembly), one open compartment inside at the top, optionally with security compartment with insertion slot, additional storage shelf optional. Sturdy wardrobe rail made of oval profile below with 3 twist-proof sliding hooks, hook rail on the side with 3 sliding hooks for safety harness, etc., bottom can be swept out smoothly.

+ Feet
Plastic version, 150 mm high, height-adjustable by approx. 10 mm (4 pieces)

Color	Black
Total height with helmet holder	2185
Locker height	2000
+ Order no.	+ 4800-70251
+ Addtl. charge	



Total height with helmet holder 2035 mm
Locker height 1850 mm
Depth 500 mm



1. Dimensions and design

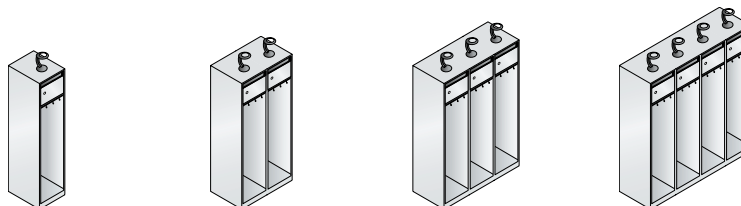
Width	420	810	1200	1590
Compartments	1 x 400	2 x 400	3 x 400	4 x 400



open compartment	3	5	6	8
CSC				
Order no.	48015-121	48015-221	48015-321	48015-421
Price				

Lockers with security compartment

with cylinder lock and 2 keys as well as insertion slot (H 25 x W 195 mm), combination lock for additional charge
Interior dimensions of security compartment: 200 x 288 x 435 mm (H x W x D)



1. Dimensions and design

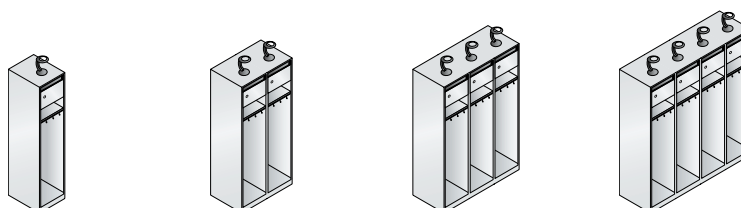
Width	420	810	1200	1590
Compartments	1 x 400	2 x 400	3 x 400	4 x 400



with security compartment	3	5	6	8
CSC				
Order no.	48115-12	48115-22	48115-32	48115-42
Price				

Lockers with security compartment and other compartment

with cylinder lock and 2 keys as well as insertion slot (H 25 x W 195 mm), below that open compartments, combination lock for additional charge
Interior dimensions of security compartment: 200 x 288 x 435 mm (H x W x D)



1. Dimensions and design

Width	420	810	1200	1590
Compartments	1 x 400	2 x 400	3 x 400	4 x 400



with security compartment + other compartment	3	5	6	8
CSC				
Order no.	48015-12	48015-22	48015-32	48015-42
Price				

2. Body color (fire red RAL 3000 for no addtl. charge)

Please select (see end of catalog for color overview) **487**

+ Accessories

Additional fittings, combination lock see right

Accessories for fire service lockers

+ Step tread
with additional top handle
(wall mount required), additional
charge per compartment

Design	Aluminum
+ Order no.	+ 48015-770
+ Addtl. charge	



Order no. 48115-22
+ 4800-70251 (feet made of plastic)
+ 2x 48015-770 (step tread including handle)
+ 2x 48015-711R (combination lock)



Individual helmet holder

Foldable, made of black gray plastic
Price per unit

+ Order no.	+ 8501-011
+ Price	

Combination lock in the security compartment

With scrambling option as well as emergency opening and code finding by means of master key

Door hinged	on left	on right
+ Order no.	+ 48015-711L	+ 48015-711R
+ Addtl. charge		

Master key

for combination lock 48015-711L/R

+ Order no.	+ 48015-713
+ Addtl. charge	

Shoe tray, black

made of plastic, for compartments W 400 and 500 mm, easy to adapt, price per compartment

+ Order no.	+ 4800-707
+ Addtl. charge	

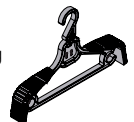
Electrolytically zinc-plated, enamel-coated design

per compartment

Design	zinc-plated
+ Order no.	+ 8000-20
+ Addtl. charge	

Special coat hanger

Special coat hangers with drying function (also for interiors), made of plastic, black, in bulk




+ Order no.	+ 8078-713
+ Addtl. charge	



Feet made of plastic



Step tread with top handle and shoe tray



Combination lock



Special coat hanger

**The S 3000 Evolo
fire service combination locker
and fire service wardrobes offer:**

- Sturdy steel construction with high-quality enamel coating
- Tried and tested open compartments or locker intermediate parts with well thought-out equipment solutions for professional storage of fire service equipment
- Double-tier compartments with doors for safe storage of **street clothes and personal items**
- Doors hinged on the right, borne on bolt hinges, shortened at top for slot, valuables compartment on the door inside behind it
- Convenient doorstop silencer for pleasant closing behavior
- Ergonomic safety turning bolt latch for padlock with door protection as practical basic fittings
- Cabinets and wardrobes level adjustable from the inside thanks to adjustment screws
- **Optional: locker feet made of plastic = increased protection against corrosion of the locker!**
- Practical accessories, proven under operating conditions



Order no. 48615-000
+ 4800-70251 (feet made of plastic)
+ 2x 48015-770 (step tread including handle)

Fire service combination locker

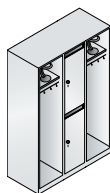
Open compartments, compartment width 400 mm, with the following equipment: foldable helmet holder and shelf inside at the top. Sturdy wardrobe rail made of oval profile below with 2 twist-proof sliding hooks and 2 special coat hangers, hook rail on the side with 3 sliding hooks for safety harness, etc., bottom can be swept out smoothly.

Closed double-tier compartment, compartment width 300 mm, with the following equipment: Doors shortened at top for insertion, safe behind on the inside of the door and sturdy wardrobe rail made of oval profile with 3 twist-proof sliding hooks.


Internal height of the helmet compartment:
300 mm

Clear opening dimensions per door:
813 x 230 x 465 mm (H x W x D)

Height 1850 mm, depth 500 mm



Doors shortened at the top for slot



Special coat hanger

1. Dimensions and design



Width	1100
for people	2
CSC	6
Order no.	48615-000
Price	


2. Body and door color (fire red RAL 3000 for no addtl. charge)



Please select (see end of catalog for color overview) **487**

+ Step tread
with additional top handle (wall mount required), additional charge per compartment

Design	Aluminum
+ Order no.	+ 48015-770
+ Addtl. charge	



Fire service wardrobes

+ **Feet**
Plastic version,
150 mm high,
height-adjustable
by approx. 10 mm,
additional charge
per locker (4 pieces)



Color	Black
Locker height	2000
+ Order no.	+ 4800-70251
+ Addtl. charge	



Order no. 48415-012
+ 2x 4800-70251 (feet made of plastic)

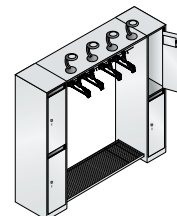
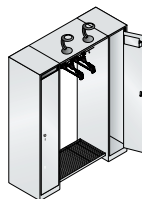
Fire service wardrobes

Double-tier lockers, compartment width 300 mm, with the following equipment: Doors shortened at the top for slot, behind that collection box on the door inside, sturdy wardrobe rail made of oval profile with 3 twist-proof sliding hooks.

Locker intermediate parts
see description in the chart

Clear opening dimensions per door:
1600/813 x 230 x 465 mm (H x W x D)

Height 1850 mm, depth 500 mm



1. Dimensions and design

Width for people	1260	1880
Description of the lockers	2 2x locker and locker intermediate parts with the following equipment: 2 foldable helmet holders and 1 shelf at the top, below that 1 wardrobe rail with 2 special coat hangers and 2 hooks, 1 zinc-plated shoe shelf at the bottom	4 2x locker double-tier and locker intermediate parts with the following equipment: 4 foldable helmet holders and 1 shelf at the top, below that 1 wardrobe rail with 4 special coat hangers and 4 hooks, 1 zinc-plated shoe shelf at the bottom
Steel doors	6	6
Order no.	48415-012	48415-024
Price		

2. Body and door color (fire red RAL 3000 for no addtl. charge)



Please select (see end of catalog for color overview) 487

+ Additional accessories

Upgrade available, individual helmet holder, shoe tray 193

S 3000 EVOLO

Laundry collecting and dispensing lockers

+ Laundry bags
made of 100% polyester,
with 4 hanging loops,
Packaging unit:
5 pieces



Design

White

+ Order no.

+ 48270-7015

+ Addtl. charge



Order no. 48060-205



Order no. 48170-210

Lockers with feet

on feet 150 mm high, depth 500 mm

Attention! Locker with integrated slope (order no. 8000-38) not possible

1. Dimensions and design

Width	420	420	810	810	420
Height	1850	1850	1850	1850	1850
Doors	5	10	10	20	1
Clear opening dimensions	per door 269 x	per door 126 x	per door 269 x	per door 126 x	per swing flap 282 x
H x W x D	251 x 475	251 x 475	295 x 475	295 x 475	270 x 475

Description

Laundry dispensing lockers
with central door by which the entire column of compartments can be opened at once (e.g. for loading). Compartments and central doors with cylinder lock and 2 keys, longer delivery time

Laundry collecting lockers
one swing flap at the top in the hinged door, hinged door with cylinder lock and 2 keys. Laundry bag retaining hooks inside

Steel doors

CSC

Order no.

Price

6
48060-105

7
48060-110

8
48060-205

8
48060-210

6
48070-210

Lockers with base

on base 100 mm high, depth 500 mm

Attention! Locker with integrated slope (order no. 8000-38) not possible

1. Dimensions and design

Width	420	420	810	810	420
Height	1800	1800	1800	1800	1800
Doors	5	10	10	20	1
Clear opening dimensions	per door 269 x	per door 126 x	per door 269 x	per door 126 x	per swing flap 282 x
H x W x D	251 x 475	251 x 475	295 x 475	295 x 475	270 x 475

Description

see above

see above

Steel doors

CSC

Order no.

Price

6
48160-105

7
48160-110

8
48160-205

8
48160-210

6
48170-210

2. Body and door color (see end of catalog for color overview)



Please choose 487

+ Accessories

Additional fittings, locks 81 - 85



Order no. 48010-1210




The S 3000 Evolo laptop lockers offer:

- The solution for the secure and space-saving storage of 10 or 20 laptops, notebooks, or tablets
- Optionally with power connection in each compartment (installation position always on the left, incl. cabinet connection cable)
- Sturdy steel construction with high-quality enamel coating
- Sub-frame alternatively with feet or base
- Door mounted on a sturdy swivel-rod hinge on the right
- Each door with cylinder lock and 2 keys
- Convenient doorstop silencers for pleasant closing behavior




Sub-frame with feet



Sub-frame with base



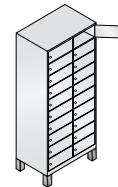
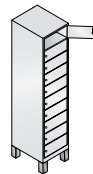
Steel fronts



Electrification (optional)

Lockers with feet

on feet 150 mm high, depth 500 mm.
Clear opening dimensions per door:
148 x 330 x 478 mm (H x W x D)



1. Dimensions and design

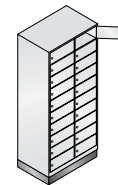
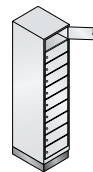
Width	420	810
Height	1850	1850
Compartments	1 x 400	2 x 400
Compartments	10	20
CSC	6	8
Order no.	48010-1210	48010-2210
Price		

Steel doors



Lockers with base

on base 100 mm high, depth 500 mm.
Clear opening dimensions per door:
148 x 330 x 478 mm (H x W x D)



1. Dimensions and design

Width	420	810
Height	1800	1800
Compartments	1 x 400	2 x 400
Compartments	10	20
CSC	6	8
Order no.	48020-1210	48020-2210
Price		

Steel doors



+ Electrification of all compartments*

Each compartment with 1 earthed socket 230V

+ Order no.	+ 4800-1210	+ 4800-2210
+ Addtl. charge		

* For sockets to be used outside of Germany, please indicate the country of use (e.g. CH/Switzerland) and ask about prices

2. Body and door color (see end of catalog for color overview)



Please choose 487

+ Accessories

Additional fittings, locks 81 - 85

Space-saving lockers, safe deposit box and small compartment lockers

Space-saving lockers

in sturdy, high-quality design, all doors hinged with sturdy strap hinges, cylinder lock standard with 2 keys, 1 shelf inside at the top, wardrobe rail with 2 hooks below it, compartment width only 150 mm, **depth 500 mm**



1. Dimensions and design

Width	620	920	1220
Height	1950	1950	1950
Compartments	4	6	8
Clear opening dimensions H x W x D	per door: 1825 x 105 x 460		
CSC	5	6	7
Order no.	8170-402	8170-602	8170-802
Price			

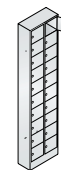
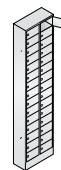


+ Accessories

Door opening limiter, only for space-saving lockers..... 47

Small compartment lockers with base

every compartment with cylinder lock and 2 keys, base in color of the body, **depth 200 mm**



1. Dimensions and design

Width	460	460
Height	1950	1950
Compartments	30	20
Clear opening dimensions H x W x D	98 x 190 x 180	158 x 190 x 180
CSC	9	8
Order no.	80700-201	80700-203
Price		



Small compartment lockers wall-mounted

every compartment with cylinder lock and 2 keys, **depth 200 mm**



1. Dimensions and design

Width	460	460
Height	770	770
Compartments	12	8
Clear opening dimensions H x W x D	98 x 190 x 180	158 x 190 x 180
CSC	5	5
Order no.	80700-231	80700-233
Price		



Order no. 80700-203

2. Body and door color





Order no. 8170-602

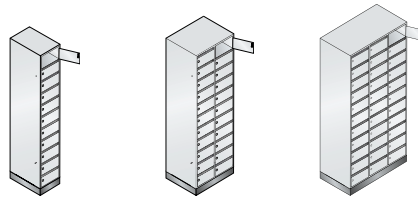
All spacing-saving lockers and safe deposit box lockers with louvers in the rear panel and 20 mm wall spacer (absolute body depth approx. 480 mm)



Order no. 8170-311

Safe deposit box lockers

with 1, 2 or 3 x 11 compartments, doors shortened (e. g. for letter drop) with label holder made of plastic and cylinder lock with 2 keys, locker on black gray base, depth 500 mm

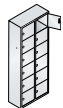
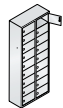


1. Dimensions and design

Width	320	620	920
Height	1950	1950	1950
Compartments	11	22	33
Clear opening dimensions H x W x D	with door closed: 23 x 250 x 460, with door open: 150 x 230 x 460		
CSC	7	9	11
Order no.	8170-111	8170-211	8170-311
Price			



Order no. 8170-111



Width	460	460
Height	1130	1130
Compartments	18	12
Clear opening dimensions H x W x D	98 x 190 x 180	
CSC	7	7
Order no.	80700-221	80700-223
Price		



Number plates optionally available, see page 182

All small-compartment lockers (including the model with base) are intended for wall mounting due to their depth. Customer must provide accessories for wall mounting suitable for the respective walls.

C+P color moods and effects

These furnishing examples show the possibilities for creating color moods with the color design of the furniture. Please also note that the colors and surfaces on the ceiling, walls and floor allow you even more freedom for your mood planning.

Elegance





Possible associations:

Noble, worthy, valuable, graceful, extraordinary, formal, classical.



















Clear lines, noble colors and surfaces create a sense of exclusivity for rooms where representative impressions are important.



Furniture colors

	Front: Black gray RAL 7021
	Body: Black gray RAL 7021
	Top: Zebrano Black gray stained
	Frame: Aluminum anodized

Examples of other color combinations

Front:					
Body:					
Front:					
Body:					



Clean





Possible associations:

Hygienic, clean, fresh, clear, transparent, spacious, timeless, cool.













Gentle, light pastel shades radiate purity and clarity. Perfect for cooling down stress factors.



Furniture colors

	Body/frame: Traffic white RAL 9016
	Fronts: Traffic white RAL 9016
	Runner: Chrome
	Top decor: White MCPB

Examples of other color combinations

Front:					
Body:					
Front:					
Body:					



Harmony





Possible associations:

Pleasant, balanced, relaxing, natural, familiar, safe.



















Pleasant relaxation in the colors of Nature itself.




Furniture colors

-  Front: Glass doors, backed in Traffic white RAL 9016, with motif
-  Body: Black gray RAL 7021
-  Frame: White aluminum RAL 9006
-  Seat: Leather, black

Examples of other color combinations

- Front:     
- Body:     
- Front:    
- Body:    



Lifestyle






Possible associations:

Dynamic, vital, signal, functional, creative, stirring, striking, individual.





















A lust for life and joy can be encouraged, either by cheerful, bright colors or striking individual motifs.



Furniture colors

-  Front: Sunbeam yellow RDS 080 80 60
-  Blanking panel: Yellow orange RAL 2000
-  Body: White aluminum RAL 9006
-  Seat: Leather, black
-  Base, frame: Black gray RAL 7021

Examples of other color combinations

- Front:     
- Body:     
- Front:     
- Body:     



These fold-out pages show examples of color moods that you can create with the C+P colors. Depending on the desired effect, you can “play” with color and space to create an elegant, clean, harmonious or “lifestyle” impression in your room.

Even just these few examples show that C+P gives you steel in its most beautiful form.

Elegance

Possible associations:

Noble, worthy, valuable, graceful, extraordinary, formal, classical.

Clear lines and noble colors and surfaces create a sense of exclusivity for rooms where representative impressions are important.



Clean

Possible associations:

Hygienic, clean, fresh, clear, transparent, spacious, timeless, cool.


Gentle, light pastel shades radiate purity and clarity. Perfect for cooling down stress factors.



Harmony

Possible associations:

Pleasant, balanced, relaxing, natural, familiar, safe. Pleasant relaxation in the colors of Nature itself.



Lifestyle

Possible associations:

Dynamic, vital, signal, functional, creative, stirring, striking, individual. A lust for life and joy can be encouraged, either by cheerful, bright colors or striking individual motifs.




Decors and glass tops*



Decor tops (MCPB)

for half-height cabinets, with edge band 25 mm



White
DBS 001

Light gray
DBS 013


* Important notes:

All of the indicated decors can be selected for one and the same type of top at no additional charge.

The decors and glass tops on this page can only be ordered for the products in the "locker and cloakroom furniture" section of this catalog.

Decor fronts (HPL), solid core

for "Evolvo", "Cambio" and "Prefino" doors, with soft edge, black, 13 mm



White
VK 001

Silver gray
VK 002


Danube maple
VK 030

Sen ash
VK 031

Oak Sereno
VK 032

Decor fronts (MDF)

for "Evolvo" doors, black edge, 18 mm



Danube maple
MDF 030

Sen ash
MDF 031

Oak Sereno
MDF 032

Glass fronts

for "Prefino" doors, made of color-enamelled safety glass, 8 mm



Traffic white
similar to RAL 9016

White aluminum
similar to RAL 9006

Ruby red
similar to RAL 3003

Anthracite gray
similar to RAL 7016


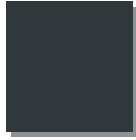
Black gray
similar to RAL 7021



Colors

Color group 0

(no additional charge)

Light gray
RAL 7035Black gray
RAL 7021Anthracite gray
RAL 7016Volcano gray
RDS 000 50 00Gray metallic
DB 703 smoothLight blue
RAL 5012Far blue
RAL 5023Reseda green
RAL 6011**Color group I**

(no additional charge for fronts if the body is color group 0)

Gentian blue
RAL 5010Lapis blue
RDS 270 20 29Flame red
RAL 3000Ruby red
RAL 3003Pearl white
RAL 1013Light green
RAL 6027Water blue
RAL 5021Moss green
RAL 6005**Color group II**

(no additional charge for fronts if the body is color group 0)

Pastel yellow
RDS 095 90 30Sulfur yellow
RDS 095 90 59Sunbeam yellow
RDS 080 80 60Yellow orange
RAL 2000Pastel green
RDS 110 90 20Viridian green
RDS 110 80 60Traffic white
RAL 9016White aluminum
RAL 9006Gray aluminum
RAL 9007C + P makes it
easy for you!

- **Color group 0 is available at no additional charge**
- The additional charges for color groups I and II are listed in the table below
- You will find the color surcharge code number (CSC) for the product in the ordering table at the front of the catalog


If you opt for two color coatings (different colors for body and fronts):

- **The color surcharge is based on the body coating**

That means:


- **You can easily calculate the color surcharge based simply on the body color**
- More than 150 colors and color combinations are available at no additional charge!

Decors*



Decor tops (MCPB)

With edge band 25 mm



White
DBS 011

Light gray
DBS 013

Royal maple
DBS 014

Acacia
DBS 016




Basalt oak
DBS 018

Walnut
DBS 020

Solid-core panels (HPL)

With black solid-core edge 13 and 15 mm



White
VK 001

Silver gray
VK 002

Syncro decor tops (MCPB)

with 25 mm edge band, for tabletops only



Light
Syncro oak
SYN 033

Dark
Syncro oak
SYN 034



*** Important note:**

All of the indicated decors can be selected for one and the same type of top at no additional charge.

Colors

Color group 0

(no additional charge)



Light gray
RAL 7035

Black gray
RAL 7021

Anthracite gray
RAL 7016

Volcano gray
RDS 000 50 00

Gray metallic
DB 703 smooth



Light blue
RAL 5012

Far blue
RAL 5023

Color group I

(no additional charge for fronts if the body is color group 0)



Gentian blue
RAL 5010

Lapiz blue
RDS 270 20 29

Flame red
RAL 3000

Ruby red
RAL 3003

Pearl white
RAL 1013



Light green
RAL 6027

Water blue
RAL 5021

Moss green
RAL 6005

Color group II

(no additional charge for fronts if the body is color group 0)



Pastel yellow
RDS 095 90 30

Sulfur yellow
RDS 095 90 59

Sunbeam yellow
RDS 080 80 60

Yellow orange
RAL 2000

Pastel green
RDS 110 90 20



Viridian green
RDS 110 80 60

Traffic white
RAL 9016

White aluminum
RAL 9006

Gray aluminum
RAL 9007

C + P makes it
easy for you!

- **Color group 0 is available at no additional charge**
- The additional charges for color groups I and II are listed in the table below
- You will find the color surcharge code number (CSC) for the product in the ordering table at the front of the catalog

If you opt for two color coatings (different colors for body and fronts):

- **The color surcharge is based on the body coating**

That means:

- **You can easily calculate the color surcharge based simply on the body color**
- More than 150 colors and color combinations are available at no additional charge!