



Screwdriving technology



Automation



Air motors



Air tools



## Air Grinders - Angle with / without gearing

For grinding wheels Ø 100, 115, 125, 150, 180, 230 mm

For cup-grinding wheels Ø 125 mm

Power Output: 500 W - 2,4 kW (.67 - 3.22 HP)

Speed - no load: 6 600 - 13 200 min<sup>-1</sup>

- high power output
- ergonomic
- efficient
- straight grinders without gearing for the grinding and cutting of open surfaces
- grinder with gearing - for the grinding in hard-to-reach areas

These robust grinders are best used for the scrubbing and leveling of cast-iron-parts, steel parts, welding seams, non-ferrous metals of all types and rock, as well as for any other fabrication areas such as the steel-, and container construction, for machine building, in foundries and concrete construction. These grinders are designed to perform best on heavy duty- industrial applications. The robust construction of these tools assure an extended longevity - even when used in 24/7 operations.



GA 818-230BX



GA 810-050BX



GA 812-100BX



PBU 230E-80X



PBU 125C-45X



PBU 180G-80X



## The best tools for efficient material removal

### High power output

The DEPRAG Industrial line of angle grinders excel through the compact design and the concurrent high power-output. The construction of the motor is based on the most modern materials, which allow them to reach their maximum possible power. The already high power-to-weight ratio of our standard air-grinders is surpassed by our grinders equipped with turbine motors.

### Ergonomical

These grinders operate at an extreme low noise-level. The ergonomic design of the tool-grip and also the side-handle reduces the machine's vibration.

### Efficient

The speed-generator guarantees the highest amount of material removal with a low air-consumption, while reaching an outstanding machine life span.

### Grinders without gearing

Our straight grinders without gearing are mainly used for the grinding and cutting of open surfaces.

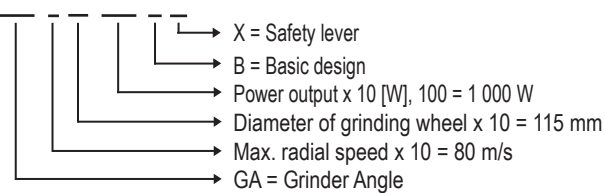
### Grinder with gearing

By installing a gear into the angle-head, it is possible to greatly reduce the head height. Because of the reduced head height, it is possible to use these grinders in hard-to-reach areas.

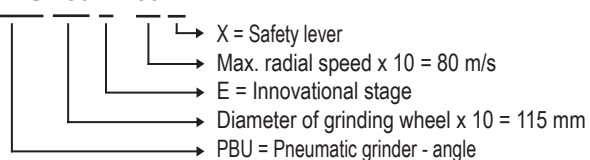


## TYPE KEY

### GA 8 11-100 B X



### P B U 180 E - 80 X

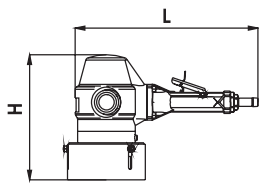


## Applications

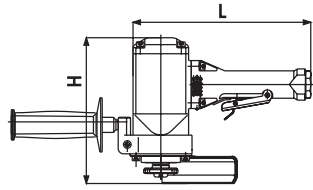
- Deburring of welding seams (ship building)
- Cutting of gate sections (cast-iron engine blocks)
- Cutting of thick-walled profiles (steel construction)

## SPECIFICATIONS - ANGLE GRINDERS WITH DIRECT DRIVE

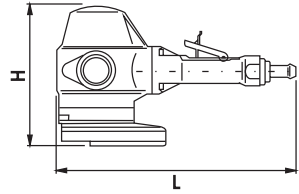
**Design - Angle Grinders with Direct Drive - for grinding disks of type 27/28: Ø 115 mm, 150 mm, 180 mm, 230 mm, for cup-grinding wheels of type 11/6: Ø 125 mm**  
**Our straight grinders without gearing are mainly used for the grinding of open surfaces.**



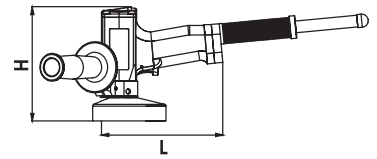
PBU 125C-45X



PBU 150G-80X  
PBU 180G-80X  
PBU 230G-80X



PBU 180E-80X  
PBU 180F-80X  
PBU 230E-80X



PBU 115C-80Z

For grinding wheels	Max. Ø	Ø 115 mm (4.5")	-	Ø 150 mm (6")	Ø 180 mm (7")	Ø 230 mm (9")
For cup-grinding wheels	Max. Ø	-	Ø 125 mm (5")	-	-	-
Safety lever on handle facing upwards Without auto-balancing-unit	Model Part No.	-	<b>PBU 125C-45X</b> 6060487A	-	<b>PBU 180E-80X</b> 826310 A	<b>PBU 230E-80X</b> 826312 A
Safety lever on handle facing upwards With auto-balancing-unit *	Model Part No.	-	-	-	<b>PBU 180F-80X</b> 826311 A	-
Safety lever on handle facing downwards With auto-balancing-unit *	Model Part No.	-	-	<b>PBU 150G-80X</b> 6060457A	<b>PBU 180G-80X</b> 830426 A	<b>PBU 230G-80X</b> 6060455A
Start by button With auto-balancing-unit *	Model Part No.	<b>PBU 115C-80Z</b> 826309 A	-	-	-	-
Speed (no load)	min <sup>-1</sup> (rpm)	13 200	6 600	10 200	8 500	6 600
Max. power output	kW (hp)	0,5 (.67)	2,35 (3.15)	1,9 (2.55)	2,4 (3.22) 1,2 (1.61) 1,9 (2.5)	2,35 (3.15) 1,9 (2.55)
Air consumption (under load/no load)	m <sup>3</sup> /min (cfm)	0,8/0,5 (29.0/18.4)	2,0/0,7 (70.6/24.7)	1,8/0,9 (63.6/31.8)	2,3/1,1 (79.4/38.8) 1,5/0,7 (60./24.7) 1,8/0,7 (63.6/24.7)	2,0/0,7 (70.6/24.7) 1,8/0,8 (63.6/28.2)
Thickness of grinding wheel	mm (in)	4;6;8 (.16,.24,.32)	50 (1.97)	6;8 (.24,.32)	6;8;10 (.24,.32,.39) 6;8 (.24,.32) 6;8;10 (.24,.32,.39)	6;8;10 (.24,.32,.39)
Max. radial speed	m/s (ft/s)	80 (262.4)	45 (147.6)	80 (262.4)	80 (262.4)	80 (262.4)
I.D. of air inlet hose	mm (in)	10 (.39)	16 (.63)	16 (.63)	16 (.63) 13 (.51) 16	16 (.63)
Length of supply/exhaust hose	m (in)	2 / 1 (78.7/39.4)	-	-	-	-
I.D. of grinding wheel	mm (in)	Ø 22,2	Ø 22,2x50	Ø 22,2	Ø 22,2	Ø 22,2
Dimensions LxH	mm (in)	160x157(6.3x6.2)	335x230 (13.2x9.1)	234x192 (9.2x7.6)	335x220 (13.2x8.7) 310x165 12.2x6.5 234x192 (9.2x7.6)	335x200(13.2x7.9) 234x192(9.2x7.6)
Weight	kg (lbs)	1,9 (4.19)	5,6 (12.35)	4,0 (8.82)	5,6 (12.35) 4,2 (9.26) 4,0 (8.82)	5,6 (12.35) 4,4 (9.70)
Spindle thread		M14	-	M14	M14	M14
Air connection		hose nozzle	thread 1/2"female	thread 1/2"female	thread 1/2"female thread 3/8"female thread 1/2"female	thread 1/2"female

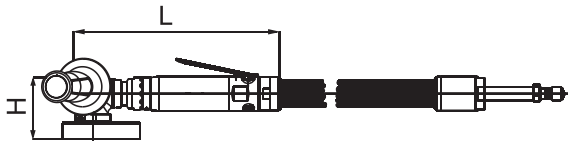
Specifications at 90 psi (6,3 bar)

\* Auto-balancing-unit (ABU) drastically decreases vibration.

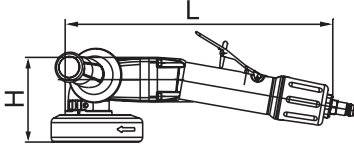
Standard Equipment:	Part Number				
Pin wrench	828832	-	828832	828832	828832
Spanner 10 mm	-	800402	-	-	-
Allen key 3 mm	800446	-	-	-	-
Allen key 4 mm (Design G)	-	-	800447	800447	800447
Allen key 5 mm (Design G, PBU 115C-80Z)	800448	-	800448	800448	800448
Allen key 6 mm	800449	800449	800449	800449	800449
Hose nozzle (Design G)	-	-	6013767	6013767	6013767
Hose nozzle	315071	-	-	-	-
Seal ring 18x2 mm (Design G)	-	-	830815	830815	830815

## SPECIFICATIONS - ANGLE GRINDERS WITH ANGLE GEAR

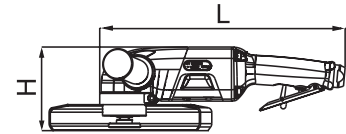
**Design - Angle Grinders with Angle Gear - for grinding disks of type 27/28, 41/42: - Ø 100 mm, 115 mm, 125 mm, 180 mm, 230 mm (typ 27/28, 41/42)**  
**Because of the reduced head height, it is possible to use these grinders in hard-to-reach areas.**



GA 810-050BX



GA 811-100BX  
GA 812-100BX



GA 818-230BX  
GA 823-230BX

For grinding wheels	Max. Ø	Ø 100 mm (4")	Ø 115 mm (4.5")	Ø 125 mm (5")	Ø 180 mm (7")	Ø 230 mm (9")
Safety lever on handle facing up/downwards	Model Part No.	<b>GA 810-050BX</b> 6061139A	<b>GA 811-100BX</b> 6060546A	<b>GA 812-100BX</b> 6060545A	<b>GA 818-230BX</b> 6060970A	<b>GA 823-230BX</b> 6060971A
Speed (no load)	min <sup>-1</sup> (rpm)	15 300	13 200	12 200	8 000	6 640
Max. power output	kW (hp)	0,5 (.67)	1,0 (1.34)	1,0 (1.34)	2,3 (3.08)	2,3 (3.08)
Air consumption (no load)	m <sup>3</sup> /min (cfm)	0,4 (14.12)	0,7 (24.72)	0,7 (24.72)	1,7 (60.03)	1,2 (42.37)
Air consumption (under load)	m <sup>3</sup> /min (cfm)	0,9 (31.78)	1,2 (42.37)	1,2 (42.37)	2,5 (88.28)	2,5 (88.28)
I.D. of grinding wheel	mm (in)	16 (.63)	22,2 (.87)	22,2 (.87)	22,2 (.87)	22,2 (.87)
Thickness of grinding wheel	mm (in)	max. 6 (.24)	3;4;6 (.12;.16;.24)	3;4;6 (.12;.16;.24)	4;6;8;10 (.16;.24;.32;.39)	4;6;8 (.16;.24;.32)
Thickness of cutting-off wheel	mm (in)	max. 2,5 (.10)	1;1,6;2 (.04;.06;.08)	1;1,6;2 (.04;.06;.08)	2,5;3,2 (.10;.13)	2,5;3,2 (.10;.13)
Max. radial speed	m/s (ft/s)	80 (262.4)	80 (262.4)	80 (262.4)	80 (262.4)	80 (262.4)
I.D. of air inlet hose	mm (in)	10 (.39)	13 (.51)	13 (.51)	16 (.63)	16 (.63)
Dimensions LxH	mm (in)	236x72 (9.3x2.8)	319x101(12.6x4.0)	319x101(12.6x4.0)	349x119(13.7x4.7)	349x119(13.7x4.7)
Max. cutting depth	mm (in)	30 (1.18)	29 (1.14)	34 (1.34)	55 (2.17)	80 (3.15)
Weight	kg (lbs)	1,3 (2.87)	2,4 (5.29)	2,4 (5.29)	4,4 (9.70)	4,6 (10.14)
Spindle thread		M14	M14	M14	M14	M14
Air connection		hose nozzle	hose nozzle	hose nozzle	thread 1/2"female	thread 1/2"female

Specifications at 90 psi (6,3 bar)

### Standard Equipment:

	Part Number				
Pin wrench	-	828832	828832	828832	828832
Allen key 3 mm	800446	-	-	-	-
Allen key 4 mm	-	800447	800447	-	-
Allen key 5 mm	-	800448	800448	-	-
Allen key 6 mm	-	800449	800449	-	-
Special key	6018988	-	-	-	-
Special key	828832 B	-	-	-	-
Hose nozzle	315071	-	-	-	-

### Optionale Accessories:

	Part Number				
Nipple	-	-	-	6074623	6074623
Additional handle	-	-	-	6018524A	6018524A
Oil set (for oil change)	790083 A	-	-	-	-

### Optional Accessories:

Additional handle  
Part No. 6018524A



# DEPRAG

DEPRAG CZ a.s., Lázně Bělohrad



DEPRAG CZ a.s., T. G. Masaryka 113, 507 81 Lázně Bělohrad - Czech Republic  
Tel.: +420-493 771 511, Fax: +420-493 771 623, E-mail: sales@deprag.cz, Internet: www.deprag.cz